epd-global
Powered by EPD-Norway

ENVIRONMENTAL PRODUCT DECLARATION

In accordance with ISO 14025 and EN 15804+A2

Brett Martin Daylight Systems
Trilite 30 Energysaver 1.2 FAIR



Brett Martin

Owner of the declaration
Brett Martin Daylight Systems
Sandford Close
CV2 2QU Coventry
United Kingdom

Product
Trilite 30 Energysaver 1.2 FAIR

Declared product / Declared unit
1 m^2 of continuous rooflight

This declaration is based on Product Category Rules
EN 15804:2012 + A2:2019,
NPCR Part A:2021

Program operator:
EPD Global
Majorstuen P.O. Box 5250
N-0303 Oslo
Norway

Declaration number
NEPD-30141-30141-2

Registration number
NEPD-30141-30141-2

Issue date
27.10.2026

Valid to
26.10.2031

EPD Software
Emidat Platform v1.0.0

General Information

Product
Trilite 30 Energysaver 1.2 FAIR

Program Operator
EPD Global
Majorstuen P.O. Box 5250
N-0303 Oslo
Norway
Phone: +47 23 08 80 00
Email: post@epd-norge.no

Declaration Number
NEPD-30141-30141-2

This declaration is based on Product Category Rules
EN 15804:2012 + A2:2019,
NPCR Part A:2021

Statements
The owner of the declaration shall be liable for the underlying information and evidence. The Norwegian EPD Foundation shall not be liable with respect to manufacturer, life cycle assessment data and evidences.

Declared unit
1 m^2 of continuous rooflight

General information on verification of EPD from EPD tools
Independent verification of data, other environmental information and the declaration according to ISO 14025:2011-10, § 8.1.3 and § 8.1.4. Verification of each EPD is made according to EPD Global's guidelines for verification and approval requiring that tools are i) integrated into the company's environmental management system, ii) the procedures for use of the EPD tool are approved by EPD Global, and iii) the process is reviewed annually by an independent third-party verifier. See Appendix G of EPD Global's General Programme Instructions for further information on EPD tools.

Verification
Independent third-party verification based on the verification of the EPD tool, background data and test-EPD in accordance with EPD Global's procedures and guidelines for verification and approval of EPD tools.
Third-party verifier: Charlotte Merlin, FORCE Technology

Owner of the declaration
Brett Martin Daylight Systems

Contact person
daylight@brettmartin.com

Phone
024 7660 2022

Email
daylight@brettmartin.com

Manufacturer
Brett Martin Daylight Systems
Sandford Close
CV2 2QU Coventry, United Kingdom

Place of production
Coventry, United Kingdom

Management system
ISO 9001 , ISO 14001 , ISO 45001

Issue date
27.10.2026

Valid to
26.10.2031

Year of study
2024

Comparability
EPDs of construction products may not be comparable if they do not comply with EN 15804 and are not seen in a building context. EPD data may not be comparable if the datasets used are not developed in accordance with EN 15804 and if the background systems are not based on the same database (including primary and secondary data).

Development and verification of EPD
The declaration was created using the Emidat EPD tool v1.0, developed by Emidat GmbH which is third-party verified and approved as a Reference Flow Tool with internal review under administration and surveillance by EPD Global under provisions stated in general information on verification of EPD from EPD tools.

Developer of EPD: Jonathan Boxhall
Reviewer of company-specific input data and EPD: Emma Forde

Approved

Håkon Hauan, The Norwegian EPD Foundation

Product

Product description

Trilite 30 Energysaver 1.2 FAIRs are Factory Assembled Insulating Rooflights specifically intended for use with composite panel cladding systems and are third party certified.

A multi-layer rooflight panel comprising a corrugated translucent Trilite GRP outer sheet, polycarbonate insulation layer, and Trilite GRP liner, bonded into a single unit with Hardpak internal spacers positioned to align with the purlin structure.

The Trilite 30 GRP outer sheet weighs 3.0 kg/m2, is approximately 1.7mm thick and classified as BROOF(t4) to EN13501-5. Trilite 18 GRP is used for the liner and weighs 1.8kg/m2, is approximately 1mm thick and is classified as Class 1 to BS476 part 7 and TP(a) to BS2782-0 method 508A. 16mm thick Cleartherm multiwall polycarbonate is used for insulation, whilst retaining good light transmitting properties. This declaration is applicable for FAIRs with a box depth (thickness) of up to 167mm.

The outer Trilite GRP sheet incorporates UV-stabilised resins and Superlife™ UV protection to provide resistance to discolouration which deliver long-term performance and a whole rooflight service life exceeding 25 years.

Application description

Trilite 30 Energysaver 1.2 FAIRs are in-plane rooflights designed for installation in conjunction with composite panels from all major manufacturers. Typical applications include warehouses, factories, agricultural buildings, and distribution centres. When correctly specified, they support thermal performance, fire safety, and non-fragility requirements, making them suitable for both new-build and refurbishment projects.

Production process

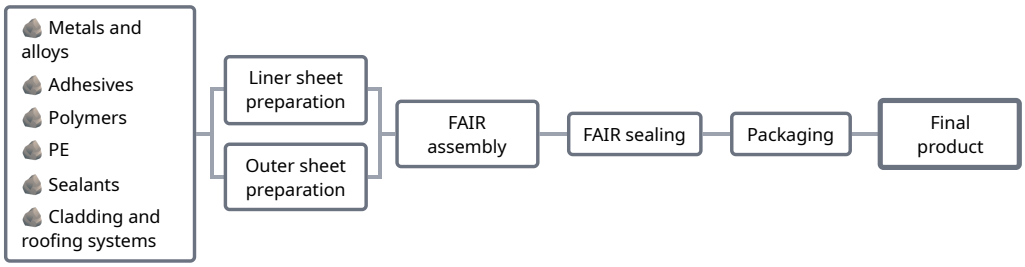

Upstream production processes

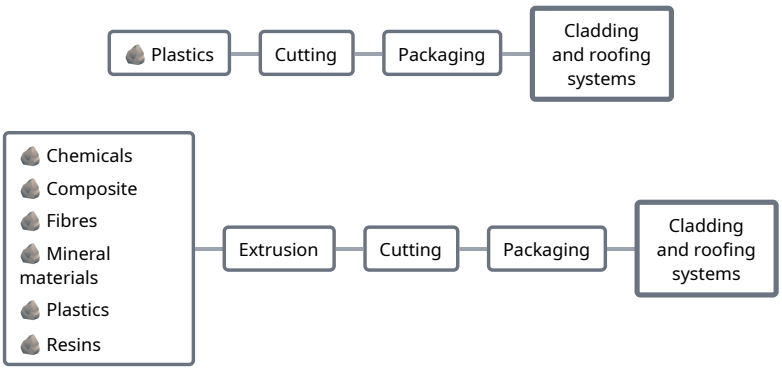

Product specification

Name of ingredient	Share of total weight
Adhesives	0 - 5 %
Cladding and roofing systems	90 - 95 %
Metals and alloys	0 - 5 %
PE	0 - 5 %
Polymers	0 - 5 %
Sealants	0 - 5 %

Packaging

Name	Quantity (reference product), kg	Quantity (declared unit), kg
EPS foam	0.24	0.02
Cardboard	2.85	0.24
Plastic film	1.20	0.10

Technical data

The technical data refers to the reference product of 1 piece (1.50 m × 8.00 m) .

	Unit	Value
Mass	kg	86.093
Heat transfer coefficient of daylight system	W / (m^2·K)	1.2
Total energy transmittance	%	46
Light transmission level	%	54
Thickness	mm	167

LCA results are calculated for the reference product and then converted to the reference unit of 1 m^2 of continuous rooflight.

Reference-unit conversion factor	0.08

There is no harmonized standard.

Market

United Kingdom

Recipients

B2B

LCA: Calculation rules

Declared unit
1 m² of continuous rooflight

Product lifetime
Not declared

Reference service life
Not declared

System boundary

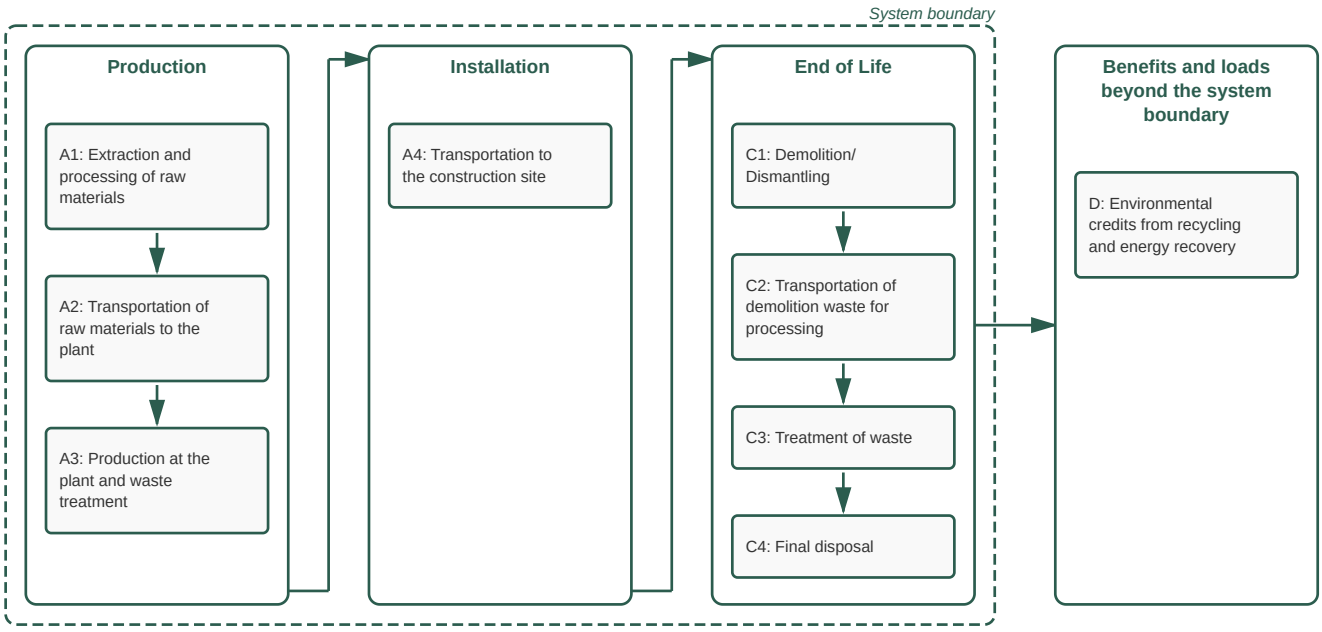

Data quality
The foreground data are based on extensive and detailed data collection at the production site of the manufacturer, covering key processes such as raw material sourcing, formulation, and manufacturing. These foreground data are fully linked with corresponding datasets from the background database (ecoinvent 3.10) or with EN15804+A2-compliant EPDs, ensuring consistency, reliability, and maintaining alignment with the latest industry standards.

EN15804+A2-compliant EPDs were used as datasets in this EPD for the following materials:

Category	Source	Year
Composite	EPD Global	2026
Plastics	EPD Global	2026

The overall data representativeness is rated as fair with an overall score of 3.00/5, in accordance with EN 15804+A2 Annex E guidance on data quality assessment for the calculation of the environmental footprint of products (Table E.2), considering geographical, technical, and temporal representativeness.

The following table discloses all processes or activities assessed with very poor or poor data representativeness according to EN 15804+A2, as well as those assessed as fair that contribute more than 30 % to any core impact indicator in A1–A3:

Element	Source	Year
Adhesives	ecoinvent 3.10	2023
Chemicals	ecoinvent 3.10	2023
Composite	ecoinvent 3.10	2023
Fibres	ecoinvent 3.10	2023
Incineration	ecoinvent 3.10	2023
Landfill	ecoinvent 3.10	2023
Manufacturing fuels	ecoinvent 3.10	2023
Mineral materials	ecoinvent 3.10	2023
Other	ecoinvent 3.10	2023
Packaging	ecoinvent 3.10	2023
Polymers	ecoinvent 3.10	2023
Recycling	ecoinvent 3.10	2023
Sealants	ecoinvent 3.10	2023
Resins	ecoinvent 3.10	2023

System boundaries (X=included, MND=module not declared)

	Production			Installation		Use stage							End-of-Life				Next product system
	Raw material supply	Transport	Manufacturing	Transport	Installation Process	Use	Maintenance	Repair	Replacement	Refurbishment	Operational Energy Use	Operational Water Use	Demolition	Transport	Waste Processing	Disposal	Benefits and loads beyond the system boundary
Module	A1	A2	A3	A4	A5	B1	B2	B3	B4	B5	B6	B7	C1	C2	C3	C4	D
Modules declared	x	x	x	x	MND	MND	MND	MND	MND	MND	MND	MND	x	x	x	x	x
Geography			GB	GB	MND	MND	MND	MND	MND	MND	MND	MND	GB	GB	GB	GB	GB

For the geographies modeled in A1 and A2, refer to *Product specification*.

Type of EPD: Cradle to gate with options, modules A4, C1-C4 + D

Product and construction stage

Module A1: Extraction and processing of raw materials

Module A2: Transportation of raw materials to the plant

Module A3: Production at the plant and waste treatment

Module A4: Transportation to the construction site
Module A5: Installation at the construction site
Disposal Stage
Module C1: Demolition/Dismantling
Module C2: Transportation of demolition waste for processing
Module C3: Treatment of waste
Module C4: Final disposal
Credits and burdens outside the system boundaries
Module D: Environmental credits from recycling and energy recovery

Cut-off criteria

All inputs and outputs related to the declared modules of Continuous rooflight, including raw materials, packaging, transportation, energy usage and ancillary materials, were comprehensively considered in line with EN 15804+A2 and if applicable the product-specific PCR. Furthermore, all known hazardous substances (within the REACH list and the Norwegian Priority List), regulated materials, and significant emissions were declared and are not excluded under the cut-off rules.

The following processes are considered below the EN 15804+A2 cut-off threshold and were excluded:

- Impacts related to the manufacturer's infrastructure and assets
- Manufacturing of means of production, buildings or other capital goods
- Transportation of personnel to the plant
- Transportation of personnel within the plant
- Research and development activities
- Long-term emissions

Allocation

Foreground inventory data (energy and fuels, ancillary materials, emissions and waste) was collected at the production process level. Allocation based on mass was applied to allocate the total output of the production process in 2024 to the reference product.

Key assumptions and estimates

Production process flows are allocated to the reference product, as described under allocation. If applied, mass-based allocation assumes a uniform distribution of production impacts across products of the same production process. Where it is applied, foreground inventory data is checked for consistency of production process, to ensure the validity of the allocated results.

LCA: Scenarios and additional technical information

The following information describe the scenarios in the different modules of the EPD. The scenarios are based on the modeled reference product, before the reference-unit conversion factor is applied. Values that scale with the amount of product are also given per declared unit. A value shown once does not scale with the amount of product.

Transport to the building site (A4)	Value (reference product)	Value (declared unit)	Unit
Location of the production site	United Kingdom		
Location of the installation site	United Kingdom		
Transported mass: Product and packaging	90.38	7.53	kg
Transport modality: Truck	transport, freight, lorry >32 metric ton, EURO6		-
Distance	300.00		km
Litres of fuel	36.48		l / 100km
Energy demand	1.58		MJ / t*km
Energy demand (km)	0.14	0.01	MJ / km
Capacity utilization	53.30		%

Transport of the product and its packaging from the production site to the installation site. Transport distances are based on external sources such as reported market averages, standards or PCRs. Vehicle type, fuel consumption and capacity utilization assumptions stem from the underlying background transport datasets and are stated below.

End-of-life scenario (C1-C4)	Value (reference product)	Value (declared unit)	Unit
Collection process specified by type			
Collected individually	0	0	kg
Collected with mixed construction and demolition waste	86.09	7.17	kg
Recovery system specified by type			
Destined for reuse	0	0	kg
Recycling rate	2.46		%
Destined for recycling (Metals)	2.12	0.18	kg
Destined for energy recovery (Plastics)	62.90	5.24	kg
Disposal specified by type			
Product or material destined for final disposal	21.08	1.76	kg
Product or material destined for final disposal (Metals)	0.11	9.29e-03	kg
Product or material destined for final disposal (Plastics)	20.97	1.75	kg
Transport			
Distance to incineration	50.00		km
Distance to landfill	50.00		km
Distance to recycling	50.00		km
Transport modality: Truck	transport, freight, lorry >32 metric ton, EURO6		-
Energy demand	1.58		MJ / t*km
Energy demand (km)	0.14	0.01	MJ / km
Capacity utilization	53.30		%

For the manual deconstruction of the product, no environmental impact is modeled. Module C2 includes the impact of transportation of material after deconstruction, during the End-of-Life stage.

Reuse, recovery and/or recycling potentials (D)	Value (reference product)	Value (declared unit)	Unit
Amount of secondary material that the system takes in	0	0	kg
Installation (packaging): Net flow of secondary material	0	0	kg
End-of-life (product): Material for recycling/reuse	2.12	0.18	kg
End-of-life (product): Net flow of secondary material	2.12	0.18	kg
Substitution of metals	2.12	0.18	kg
End-of-life (product): Material eligible for incineration credits	62.90	5.24	kg
End-of-life (product): Exported energy eligible for credits	430.84	35.90	MJ
Substitution of electricity production, grid mix	122.19	10.18	MJ
Substitution of heat production from natural gas	308.65	25.72	MJ

Calculation of loads and benefits per EN 15804+A2. Exported energy is credited only where it originates from the incineration of primary material; landfilled fractions receive no exported-energy credit and therefore no avoided primary energy consumption. Recycling or reuse benefits are credited for the net flow of secondary material.

LCA: Results

The following results are based on the market-based electricity approach applied to the foreground system (A3). Further details on electricity data are provided in the Additional Requirements section.

Core environmental impact indicators

Indicator	Unit	A1-A3	A4	C1	C2	C3	C4	D
GWP-total	kg CO_2-eq.	4.40e+01	2.34e-01	0.00e+00	3.72e-02	1.25e+01	2.08e-01	-2.92e+00
GWP-fossil	kg CO_2-eq.	4.34e+01	2.34e-01	0.00e+00	3.71e-02	1.25e+01	2.08e-01	-2.92e+00
GWP-biogenic	kg CO_2-eq.	5.11e-01	1.17e-04	0.00e+00	1.86e-05	0.00e+00	0.00e+00	-8.34e-04
GWP-luluc	kg CO_2-eq.	4.06e-02	8.31e-05	0.00e+00	1.32e-05	8.40e-05	3.50e-06	-9.71e-04
ODP	kg CFC-11-Eq	1.38e-04	4.88e-09	0.00e+00	7.74e-10	4.63e-09	5.86e-10	-1.22e-07
AP	mol H+-Eq	2.17e-01	5.53e-04	0.00e+00	8.77e-05	2.86e-03	1.15e-04	-3.97e-03
EP-freshwater	kg P-Eq	1.15e-02	1.65e-05	0.00e+00	2.61e-06	4.07e-05	1.20e-06	-1.98e-04
EP-marine	kg N-Eq	4.10e-02	1.45e-04	0.00e+00	2.30e-05	1.63e-03	4.57e-04	-1.21e-03
EP-terrestrial	mol N-Eq	4.08e-01	1.57e-03	0.00e+00	2.49e-04	1.38e-02	5.21e-04	-1.33e-02
POCP	kg NMVOC-Eq	1.91e-01	9.59e-04	0.00e+00	1.52e-04	3.48e-03	2.50e-04	-5.90e-03
ADPE	kg Sb-Eq	9.50e-04	6.69e-07	0.00e+00	1.06e-07	9.65e-07	3.94e-08	-2.77e-06
ADPF	MJ, net calorific value	7.79e+02	3.51e+00	0.00e+00	5.58e-01	2.46e+00	4.10e-01	-5.33e+01
WDP	m^3 world Eq deprived	1.50e+01	1.76e-02	0.00e+00	2.80e-03	8.21e-01	2.67e-03	-2.34e-01

GWP-total: Global Warming Potential - total , **GWP-fossil**: Global warming potential - fossil , **GWP-biogenic**: Global Warming Potential - biogenic , **GWP-luluc**: Global Warming Potential - luluc , **ODP**: Depletion potential of the stratospheric ozone layer , **AP**: Acidification potential, Accumulated Exceedance , **EP-freshwater**: Eutrophication potential - freshwater , **EP-marine**: Eutrophication potential - marine , **EP-terrestrial**: Eutrophication potential - terrestrial , **POCP**: Photochemical Ozone Creation Potential , **ADPE**: Abiotic depletion potential - non-fossil resources , **ADPF**: Abiotic depletion potential - fossil resources , **WDP**: Water (user) deprivation potential

Additional indicators

Indicator	Unit	A1-A3	A4	C1	C2	C3	C4	D
PM	disease incidence	2.04e-06	2.28e-08	0.00e+00	3.62e-09	1.50e-08	2.83e-09	-3.47e-08
IRP	kBq U235-Eq	3.63e+00	4.27e-03	0.00e+00	6.77e-04	4.86e-03	6.15e-04	-7.08e-01
ETP-fw	CTUe	9.86e+02	8.32e-01	0.00e+00	1.32e-01	2.51e+01	1.14e-01	-2.56e+01
HTP-c	CTUh	2.84e-07	1.50e-09	0.00e+00	2.38e-10	2.90e-09	1.07e-10	-9.06e-08
HTP-nc	CTUh	7.15e-07	2.32e-09	0.00e+00	3.68e-10	3.75e-08	6.31e-10	-8.17e-09
SQP	dimensionless	1.66e+02	3.53e+00	0.00e+00	5.61e-01	8.34e-01	9.98e-01	-1.09e+01

PM: Potential incidence of disease due to PM emissions , **IRP**: Potential Human exposure efficiency relative to U235 , **ETP-fw**: Potential Comparative Toxic Unit for ecosystems , **HTP-c**: Potential Comparative Toxic Unit for humans - cancer effects , **HTP-nc**: Potential Comparative Toxic Unit for humans - non-cancer effects , **SQP**: Potential Soil quality index . **IRP**: This impact category deals mainly with the eventual impact of low dose ionizing radiation on human health of the nuclear fuel cycle. It does not consider effects due to possible nuclear accidents, occupational exposure nor due to radioactive waste disposal in underground facilities. Potential ionizing radiation from the soil, from radon and from some construction materials is also not measured by this indicator. **ETP-fw, HTP-c, HTP-nc, SQP**: The results of these environmental impact indicators shall be used with care as the uncertainties on these results are high or as there is limited experienced with these indicators.

Use of resources

Indicator	Unit	A1-A3	A4	C1	C2	C3	C4	D
PERE	MJ	4.51e+01	5.57e-02	0.00e+00	8.85e-03	1.32e-01	1.14e-02	-5.86e+00
PERM	MJ	8.41e-01	0.00e+00	0.00e+00	0.00e+00	-2.94e-02	0.00e+00	0.00e+00
PERT	MJ	4.60e+01	5.57e-02	0.00e+00	8.85e-03	1.02e-01	1.14e-02	-5.86e+00
PENRE	MJ	6.58e+02	3.51e+00	0.00e+00	5.58e-01	9.02e+01	4.10e-01	-5.33e+01
PENRM	MJ	1.18e+02	0.00e+00	0.00e+00	0.00e+00	-8.78e+01	0.00e+00	0.00e+00
PENRT	MJ	7.76e+02	3.51e+00	0.00e+00	5.58e-01	2.47e+00	4.10e-01	-5.33e+01
SM	kg	3.29e-03	0.00e+00	0.00e+00	0.00e+00	0.00e+00	0.00e+00	1.77e-01
RSF	MJ	1.84e-03	0.00e+00	0.00e+00	0.00e+00	0.00e+00	0.00e+00	0.00e+00
NRSF	MJ	0.00e+00	0.00e+00	0.00e+00	0.00e+00	0.00e+00	0.00e+00	0.00e+00
FW	m^3	3.34e-01	5.11e-04	0.00e+00	8.11e-05	1.41e-02	-7.85e-03	-5.08e-03

PERE: Primary energy resources - renewable: use as energy carrier , **PERM**: Primary energy resources - renewable: used as raw materials , **PERT**: Primary energy resources - renewable: total , **PENRE**: Primary energy resources - non-renewable: use as energy carrier , **PENRM**: Primary energy resources - non-renewable: used as raw materials , **PENRT**: Primary energy resources - non-renewable: total , **SM**: Use of secondary material , **RSF**: Renewable secondary fuels , **NRSF**: Non-renewable secondary fuels , **FW**: Net use of fresh water

Waste flows

Indicator	Unit	A1-A3	A4	C1	C2	C3	C4	D
HWD	kg	0.00e+00	0.00e+00	0.00e+00	0.00e+00	0.00e+00	0.00e+00	0.00e+00
NHWD	kg	2.69e+00	0.00e+00	0.00e+00	0.00e+00	5.24e+00	1.76e+00	0.00e+00
RWD	kg	0.00e+00	0.00e+00	0.00e+00	0.00e+00	0.00e+00	0.00e+00	0.00e+00

HWD: Hazardous waste disposed , **NHWD**: Non hazardous waste disposed , **RWD**: Radioactive waste disposed

Output flows

Indicator	Unit	A1-A3	A4	C1	C2	C3	C4	D
CRU	kg	0.00e+00	0.00e+00	0.00e+00	0.00e+00	0.00e+00	0.00e+00	0.00e+00
MFR	kg	1.15e-01	0.00e+00	0.00e+00	0.00e+00	1.77e-01	0.00e+00	0.00e+00
MER	kg	0.00e+00	0.00e+00	0.00e+00	0.00e+00	0.00e+00	0.00e+00	0.00e+00
EEE	MJ	2.23e+00	0.00e+00	0.00e+00	0.00e+00	1.02e+01	0.00e+00	0.00e+00
EET	MJ	4.59e+00	0.00e+00	0.00e+00	0.00e+00	2.57e+01	0.00e+00	0.00e+00

CRU: Components for re-use , **MFR**: Materials for recycling , **MER**: Materials for energy recovery , **EEE**: Exported electrical energy , **EET**: Exported thermal energy

Name	Value (reference product)	Value (declared unit)	Unit
Biogenic carbon content in product	0.00e+00	0.00e+00	kg C
Biogenic carbon content in accompanying packaging	1.19e+00	9.88e-02	kg C

Additional requirements

Greenhouse gas emissions from the use of electricity in the manufacturing phase

Electricity consumption in the manufacturing phase is composed from the sources below. This EPD follows the market-based approach.

Approach	Electricity	Quantity [kWh]	Emission Factor [kg CO_2e/kWh]
market-based	ecoinvent: electricity, medium voltage, residual mix (GB)	16.41	0.44
(location-based)	(ecoinvent: market for electricity, medium voltage (GB))	(16.41)	(0.25)

Rows marked with () are provided for reference and not used in the assessment.

Electricity consumption in upstream production processes:

Electricity	Quantity [kWh]	Emission Factor [kg CO_2e/kWh]
ecoinvent: electricity, low voltage, residual mix (GB) Cleartherm (Coventry)	0.14	0.45
ecoinvent: electricity, low voltage, residual mix (GB) Trilite SAB3 (Coventry)	0.30	0.45
ecoinvent: electricity, low voltage, residual mix (GB) Trilite SAA1 (Coventry)	0.16	0.45

Dangerous substances

The product contains dangerous substances, more than 0.1% by weight.

CAS no.	Share of total mass
3296-90-0	0.48 %

Additional environmental information

Secondary content

The product contains 0 % secondary material. Secondary material includes recycled, recovered and by-product content.

Additional environmental impact indicators required in NPCR Part A for construction products

Indicator	Unit	A1-A3	A4	C1	C2	C3	C4	D
GWP-IOBC	kg CO_2-eq.	4.41e+01	2.34e-01	0.00e+00	3.72e-02	1.25e+01	2.08e-01	-2.92e+00

GWP-IOBC: Global Warming Potential - Instantaneous oxidation of biogenic carbon

Bibliography

CEN/TR 15941:2010	Sustainability of construction works - Environmental product declarations - Methodology for selection and use of generic data
EN 15804:2012+A2:2019	Sustainability of construction works - Environmental product declarations - Core rules for the product category of construction products
EN 15942:2022-04	Sustainability of construction works - Environmental product declarations - Communication format business-to-business
ISO 14025:2011-10	Environmental labels and declarations - Type III environmental declarations - Principles and procedures
ISO 14040:2021-02	Environmental management - Life cycle assessment - Principles and framework
ISO 14044:2021-02	Environmental management - Life cycle assessment - Requirements and guidelines
EF 3.1	Environmental Footprint (EF) Life Cycle Impact Assessment method - Characterisation Factors version 3.1, European Commission, Joint Research Centre (JRC)
ecoinvent 3.10	ecoinvent, Zurich, Switzerland, database version 3.10
NPCR Part A:2021	Construction products and services, Version 2.0. Issue date: 24.03.2021; validity extended to 31.12.2026.
prEN 18189	Rooflights and roof hatches – Environmental product declarations – Complementary product category rules (cPCR) to EN 15804.

epd-global Powered by EPD-Norway	**Program Operator**	Phone	+47 23 08 80 00
	EPD Global		
	P.O. Box 5250 Majorstuen, N-0303 Oslo	Email	post@epd-norge.no
	Norway	Web	www.epd-global.no
epd-global Powered by EPD-Norway	**Publisher**	Phone	+47 23 08 80 00
	EPD Global		
	P.O. Box 5250 Majorstuen, N-0303 Oslo	Email	post@epd-norge.no
	Norway	Web	www.epd-global.no
Brett Martin	**Owner of the declaration**	Phone	024 7660 2022
	Brett Martin Daylight Systems		
	Sandford Close, CV2 2QU Coventry	Email	daylight@brettmartin.com
	United Kingdom	Web	www.brettmartin.com
Brett Martin	**Author of the life cycle assessment**	Phone	024 7660 2022
	Brett Martin Daylight Systems		
	Sandford Close, CV2 2QU Coventry	Email	daylight@brettmartin.com
	United Kingdom	Web	www.brettmartin.com
ECO PLATFORM EPD VERIFIED	ECO Platform	Web	www.eco-platform.org
	ECO Portal	Web	ECO Portal
EMIDAT	**Developer of EPD generator**	Phone	+49 176 56 96 77 91
	Emidat GmbH		
	Sandstraße 33, 80335 München	Email	epd@emidat.com
	Germany	Web	www.emidat.com