

- NOTES
- 1) MINIMUM INSTALLED PITCH OF 2°. LARGER UNITS REQUIRE MINIMUM INSTALLED PITCH OF 4°, SEE TB403 FOR MORE DETAILS.
  - 2) MAXIMUM INSTALLED PITCH OF 15°.
  - 3) IF SELF CLEANING OR EASY CLEAN GLASS IS SPECIFIED THEN MINIMUM RECOMMENDED INSTALLATION PITCH IS 10°

Issue	Date	Change detail	Drawn by	Approved
6	26/10/22	Pitch added and notes updated	FC	PS
5	13/09/21	Updated BU reference		
4	09/09/20	MLD Detail Changed		



Coventry  
Alderman's Green Ind Est  
Coventry CV2 2QU  
024 7660 2022  
www.brettmartin.com

Title: Brett Martin Flat Glass - Fixed Builders Upstand

Page: 1 of 10

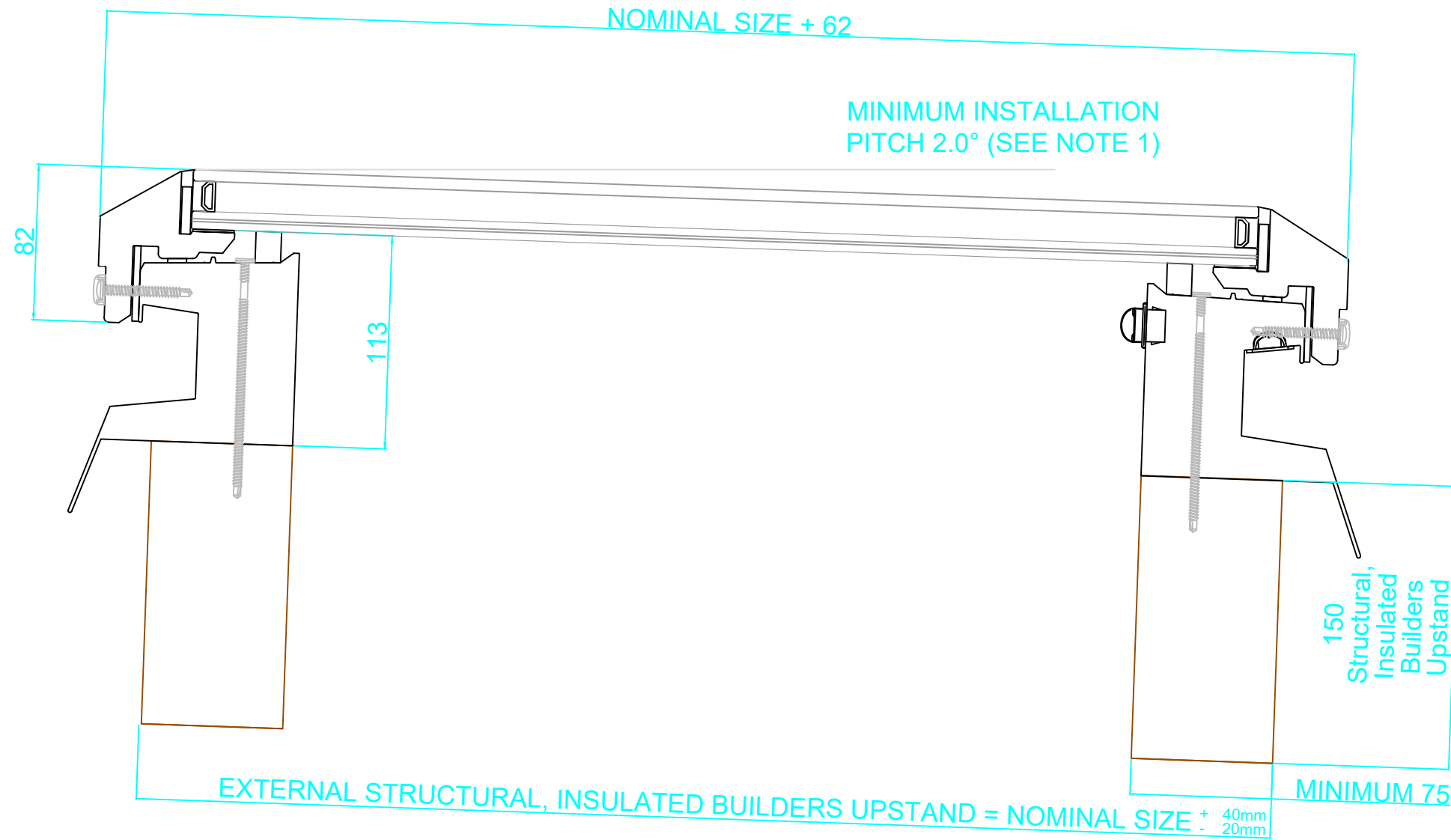
Drawn by: FC

Dwg No:

Scale: 1:3

Approved: PS

HC391



# NOTES

- 1) MINIMUM INSTALLED PITCH OF 2°. LARGER UNITS REQUIRE MINIMUM INSTALLED PITCH OF 4°, SEE TB403 FOR MORE DETAILS.
- 2) MAXIMUM INSTALLED PITCH OF 15°.
- 3) IF SELF CLEANING OR EASY CLEAN GLASS IS SPECIFIED THEN MINIMUM RECOMMENDED INSTALLATION PITCH IS 10°

Issue	Date	Change detail	Drawn by	Approved
6	26/10/22	Pitch added and notes updated	FC	PS
5	13/09/21	Updated BU reference		
4	09/09/20	MLD Detail Changed		



Coventry  
Alderman's Green Ind Est  
Coventry CV2 2QU  
024 7660 2022  
www.brettmartin.com

Title: Brett Martin Flat Glass - Fixed DF Kerb

Page: 2 of 10

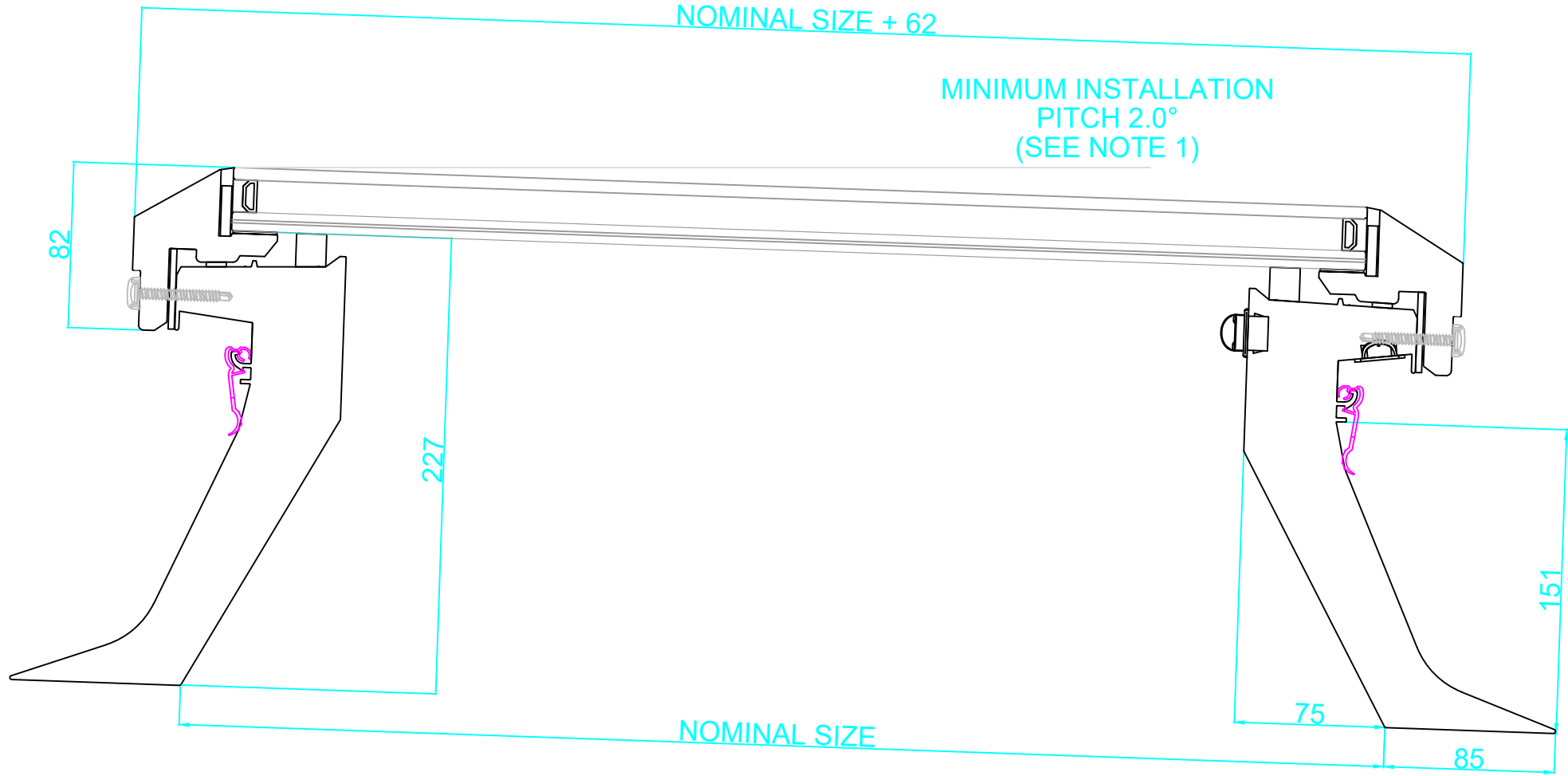
Drawn by: FC

Dwg No:

Scale: 1:3

Approved: PS

HC391



NOTES

- 1) MINIMUM INSTALLED PITCH OF 2°. LARGER UNITS REQUIRE MINIMUM INSTALLED PITCH OF 4°, SEE TB403 FOR MORE DETAILS.
- 2) MAXIMUM INSTALLED PITCH OF 15°.
- 3) IF SELF CLEANING OR EASY CLEAN GLASS IS SPECIFIED THEN MINIMUM RECOMMENDED INSTALLATION PITCH IS 10°

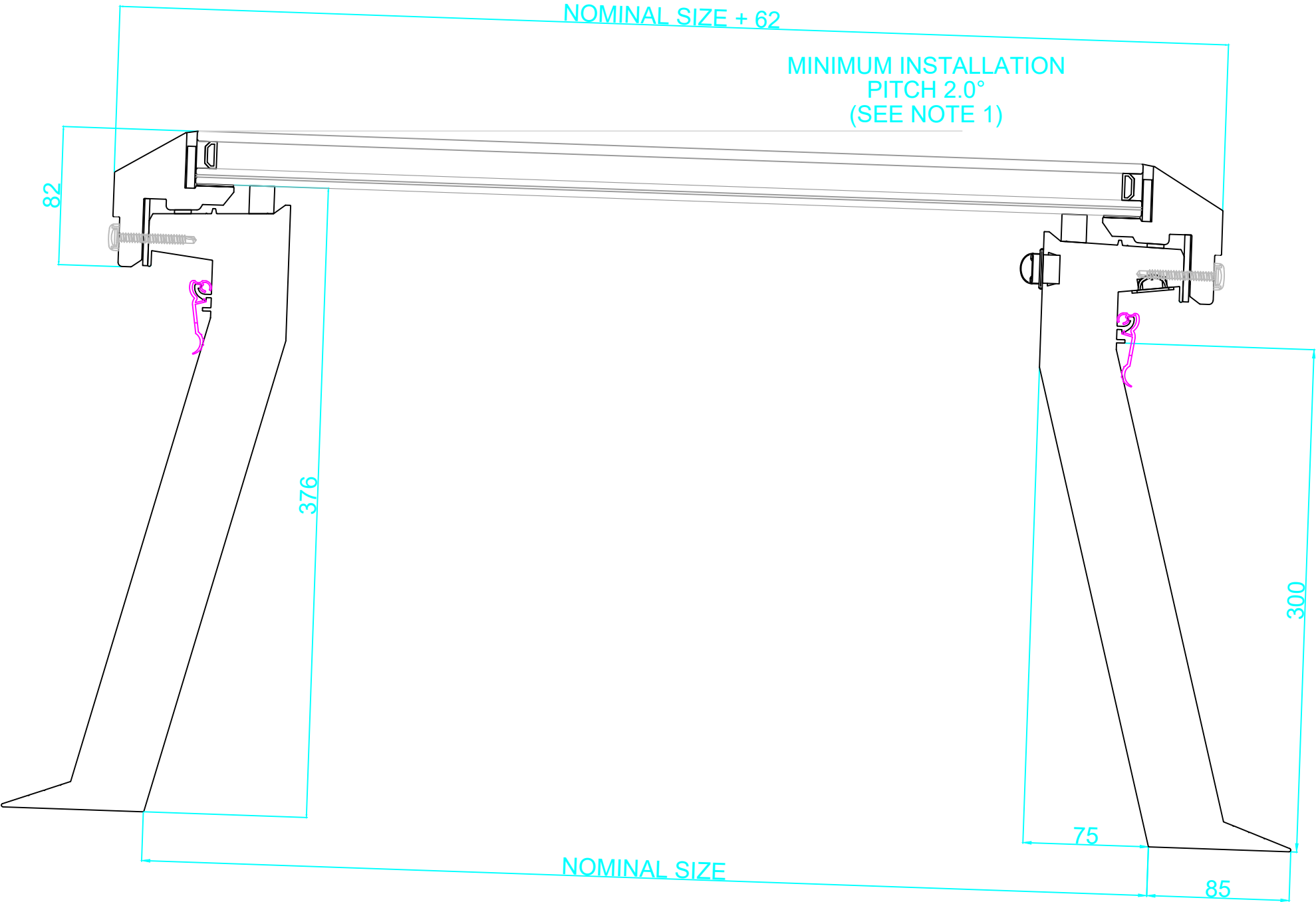
Issue	Date	Change detail	Drawn by	Approved
6	26/10/22	Pitch added and notes updated	FC	PS
5	13/09/21	Updated BU reference		
4	09/09/20	MLD Detail Changed		



Coventry  
Alderman's Green Ind Est  
Coventry CV2 2QU  
024 7660 2022  
www.brettmartin.com

Title: Brett Martin Flat Glass - Fixed Sloped Kerb

Page:3 of 10	Drawn by: FC	Dwg No:
Scale: 1:3	Approved: PS	HC391



NOTES

- 1) MINIMUM INSTALLED PITCH OF 2°. LARGER UNITS REQUIRE MINIMUM INSTALLED PITCH OF 4°, SEE TB403 FOR MORE DETAILS.
- 2) MAXIMUM INSTALLED PITCH OF 15°.
- 3) IF SELF CLEANING OR EASY CLEAN GLASS IS SPECIFIED THEN MINIMUM RECOMMENDED INSTALLATION PITCH IS 10°

Issue	Date	Change detail	Drawn by	Approved
6	26/10/22	Pitch added and notes updated	FC	PS
5	13/09/21	Updated BU reference		
4	09/09/20	MLD Detail Changed		



Coventry  
Alderman's Green Ind Est  
Coventry CV2 2QU  
024 7660 2022  
www.brettmartin.com

Title: Brett Martin Flat Glass - Fixed Tall Kerb

Page: 4 of 10

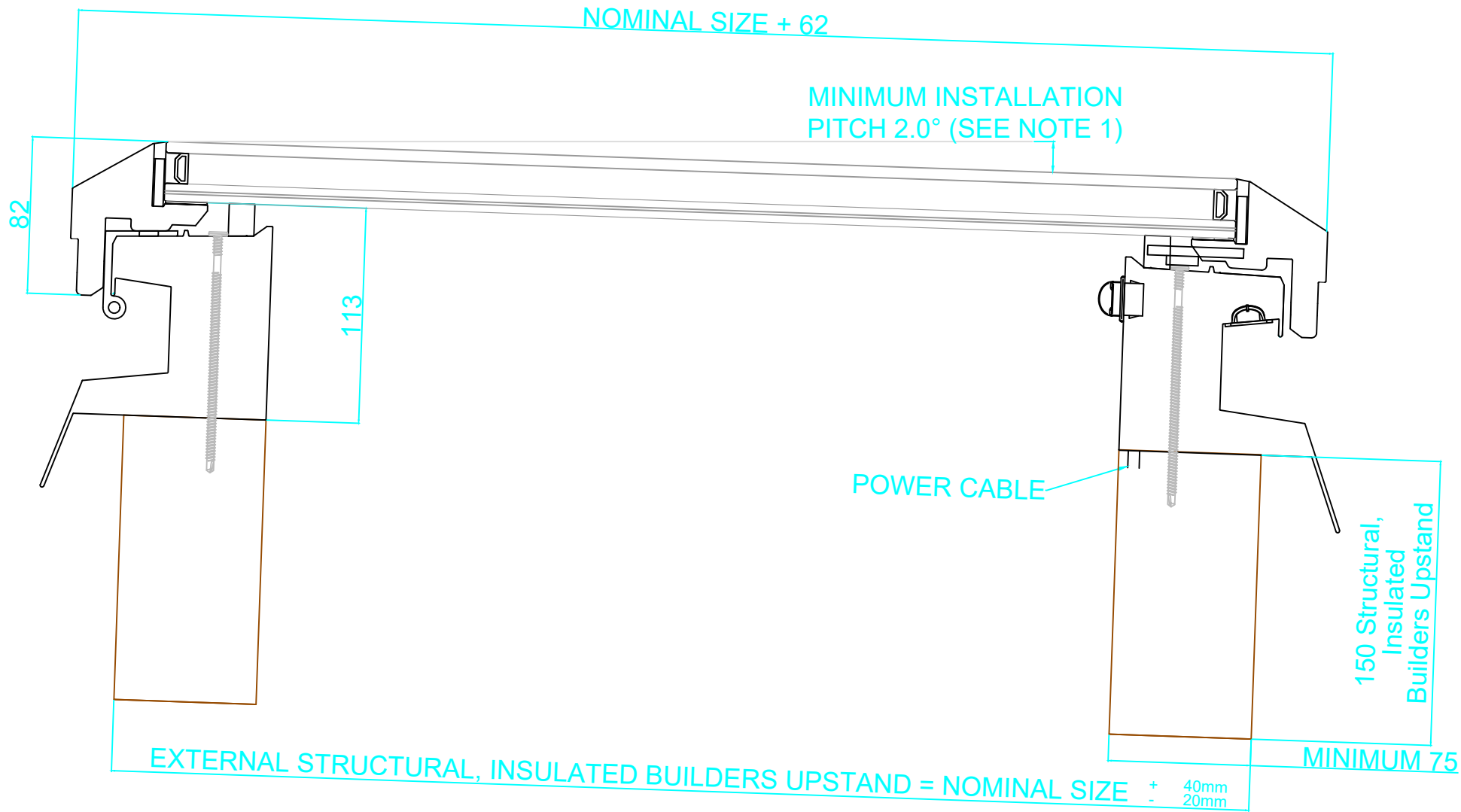
Drawn by: FC

Dwg No:

Scale: 1:3

Approved: PS

HC391



NOTES

- 1) MINIMUM INSTALLED PITCH OF 2°. LARGER UNITS REQUIRE MINIMUM INSTALLED PITCH OF 4°, SEE TB403 FOR MORE DETAILS.
- 2) MAXIMUM INSTALLED PITCH OF 15°.
- 3) IF SELF CLEANING OR EASY CLEAN GLASS IS SPECIFIED THEN MINIMUM RECOMMENDED INSTALLATION PITCH IS 10°
- 4) HINGES WILL BE MOUNTED ALONG LONG SIDE OF UNIT
- 5) OPENING UNITS SHOULD BE INSTALLED WITH THE HINGES AT THE TOP OF SLOPE

Issue	Date	Change detail	Drawn by	Approved
6	26/10/22	Pitch added and notes updated	FC	PS
5	13/09/21	Updated BU reference		
4	09/09/20	MLD Detail Changed		



Coventry  
Alderman's Green Ind Est  
Coventry CV2 2QU  
024 7660 2022  
www.brettmartin.com

Title: Brett Martin Flat Glass - PCD DF Kerb

Page: 5 of 10

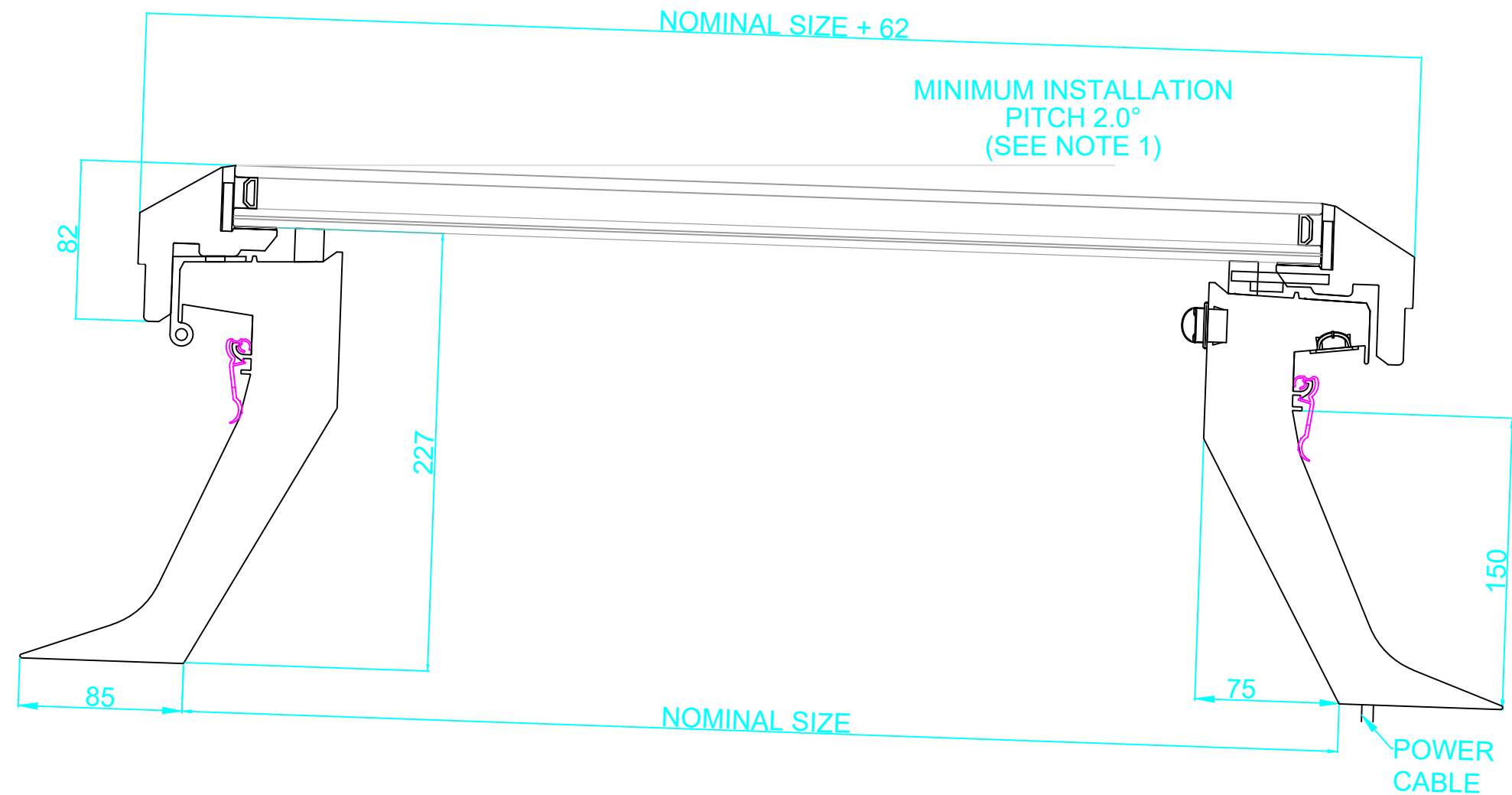
Drawn by: FC

Dwg No:

Scale: 1:3

Approved: PS

HC391



#### NOTES

- 1) MINIMUM INSTALLED PITCH OF 2°. LARGER UNITS REQUIRE MINIMUM INSTALLED PITCH OF 4°, SEE TB403 FOR MORE DETAILS.
- 2) MAXIMUM INSTALLED PITCH OF 15°.
- 3) IF SELF CLEANING OR EASY CLEAN GLASS IS SPECIFIED THEN MINIMUM RECOMMENDED INSTALLATION PITCH IS 10°
- 4) HINGES WILL BE MOUNTED ALONG LONG SIDE OF UNIT
- 5) OPENING UNITS SHOULD BE INSTALLED WITH THE HINGES AT THE TOP OF SLOPE

Issue	Date	Change detail	Drawn by	Approved
6	26/10/22	Pitch added and notes updated	FC	PS
5	13/09/21	Updated BU reference		
4	09/09/20	MLD Detail Changed		



**Coventry**  
Alderman's Green Ind Est  
Coventry CV2 2QU  
024 7660 2022  
www.brettmartin.com

**Title:** Brett Martin Flat Glass - PCD Sloped Kerb

**Page:** 6 of 10

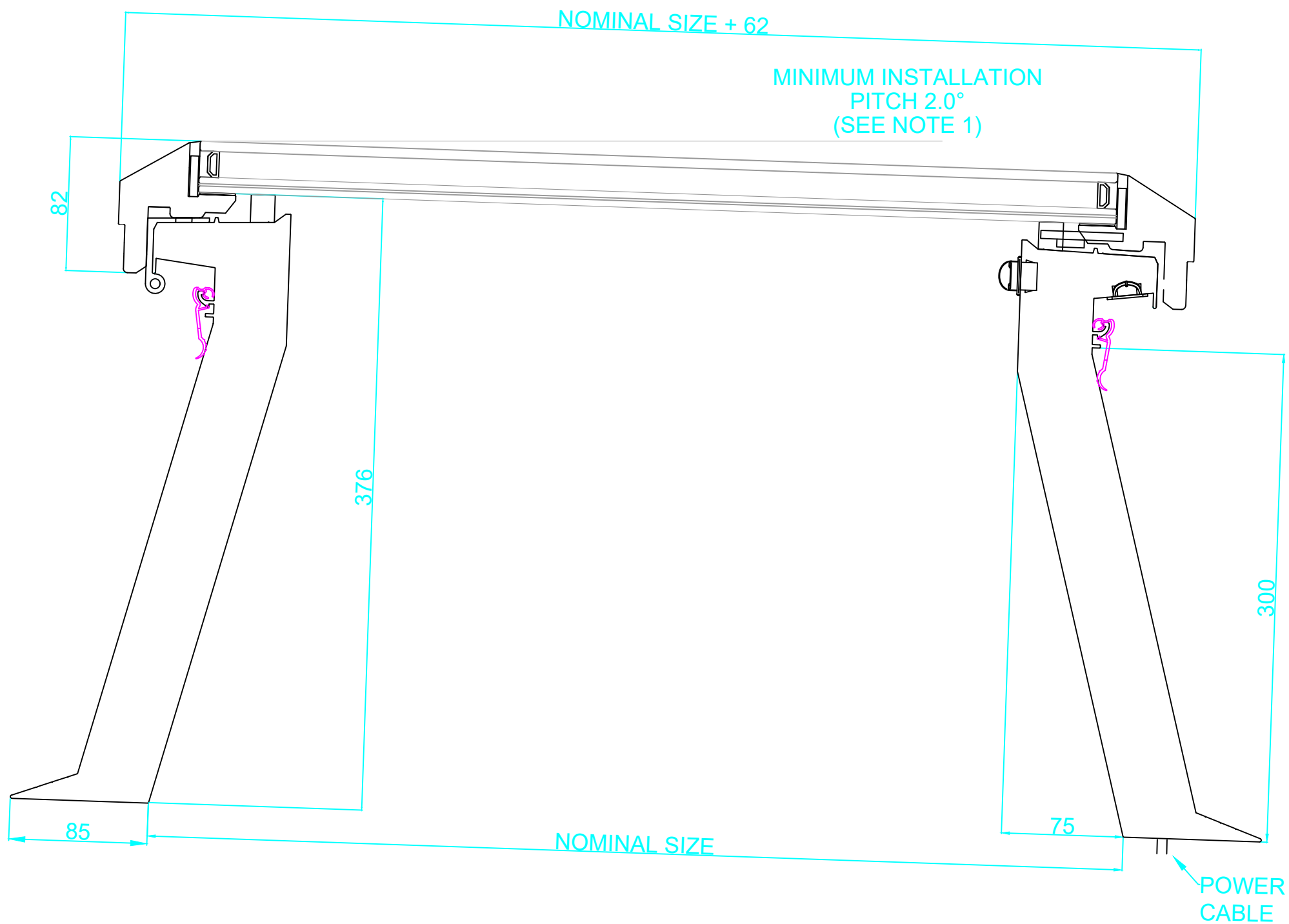
**Drawn by:** FC

**Dwg No:**

**Scale:** 1:3

**Approved:** PS

**HC391**



NOTES

- 1) MINIMUM INSTALLED PITCH OF 2°. LARGER UNITS REQUIRE MINIMUM INSTALLED PITCH OF 4°, SEE TB403 FOR MORE DETAILS.
- 2) MAXIMUM INSTALLED PITCH OF 15°.
- 3) IF SELF CLEANING OR EASY CLEAN GLASS IS SPECIFIED THEN MINIMUM RECOMMENDED INSTALLATION PITCH IS 10°
- 4) HINGES WILL BE MOUNTED ALONG LONG SIDE OF UNIT
- 5) OPENING UNITS SHOULD BE INSTALLED WITH THE HINGES AT THE TOP OF SLOPE

Issue	Date	Change detail	Drawn by	Approved
6	26/10/22	Pitch added and notes updated	FC	PS
5	13/09/21	Updated BU reference		
4	09/09/20	MLD Detail Changed		



Coventry  
Alderman's Green Ind Est  
Coventry CV2 2QU  
024 7660 2022  
www.brettmartin.com

Title: Brett Martin Flat Glass - PCD Tall Kerb

Page: 7 of 10

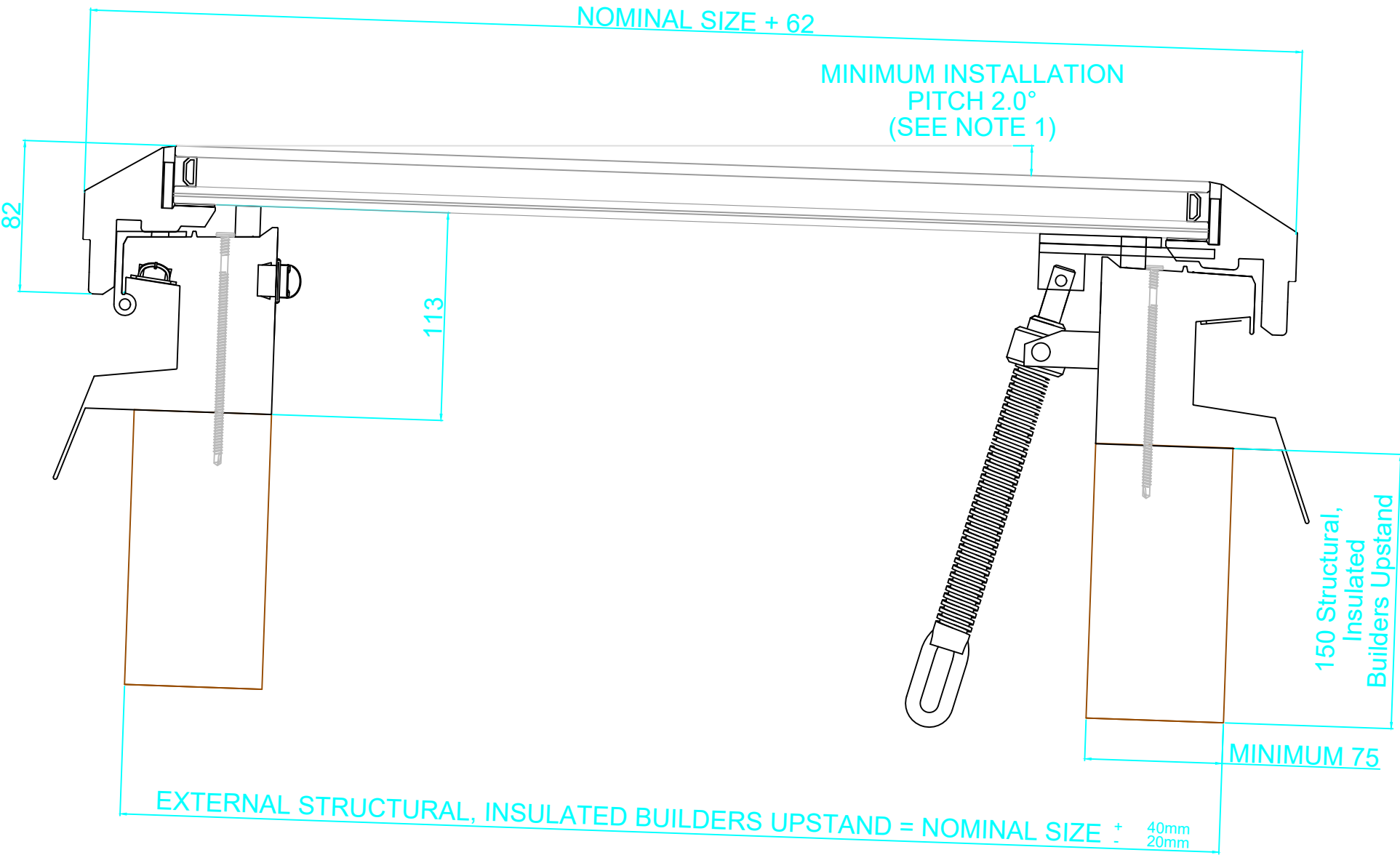
Drawn by: FC

Dwg No:

Scale: 1:3

Approved: PS

HC391



NOTES

- 1) MINIMUM INSTALLED PITCH OF 2°. LARGER UNITS REQUIRE MINIMUM INSTALLED PITCH OF 4°, SEE TB403 FOR MORE DETAILS.
- 2) MAXIMUM INSTALLED PITCH OF 15°.
- 3) IF SELF CLEANING OR EASY CLEAN GLASS IS SPECIFIED THEN MINIMUM RECOMMENDED INSTALLATION PITCH IS 10°
- 4) HINGES WILL BE MOUNTED ALONG LONG SIDE OF UNIT
- 5) OPENING UNITS SHOULD BE INSTALLED WITH THE HINGES AT THE TOP OF SLOPE

Issue	Date	Change detail	Drawn by	Approved
6	26/10/22	Pitch added and notes updated	FC	PS
5	13/09/21	Updated BU reference		
4	09/09/20	MLD Detail Changed		



Coventry  
Alderman's Green Ind Est  
Coventry CV2 2QU  
024 7660 2022  
www.brettmartin.com

Title: Brett Martin Flat Glass - MLD DF Kerb

Page: 8 of 10

Drawn by: FC

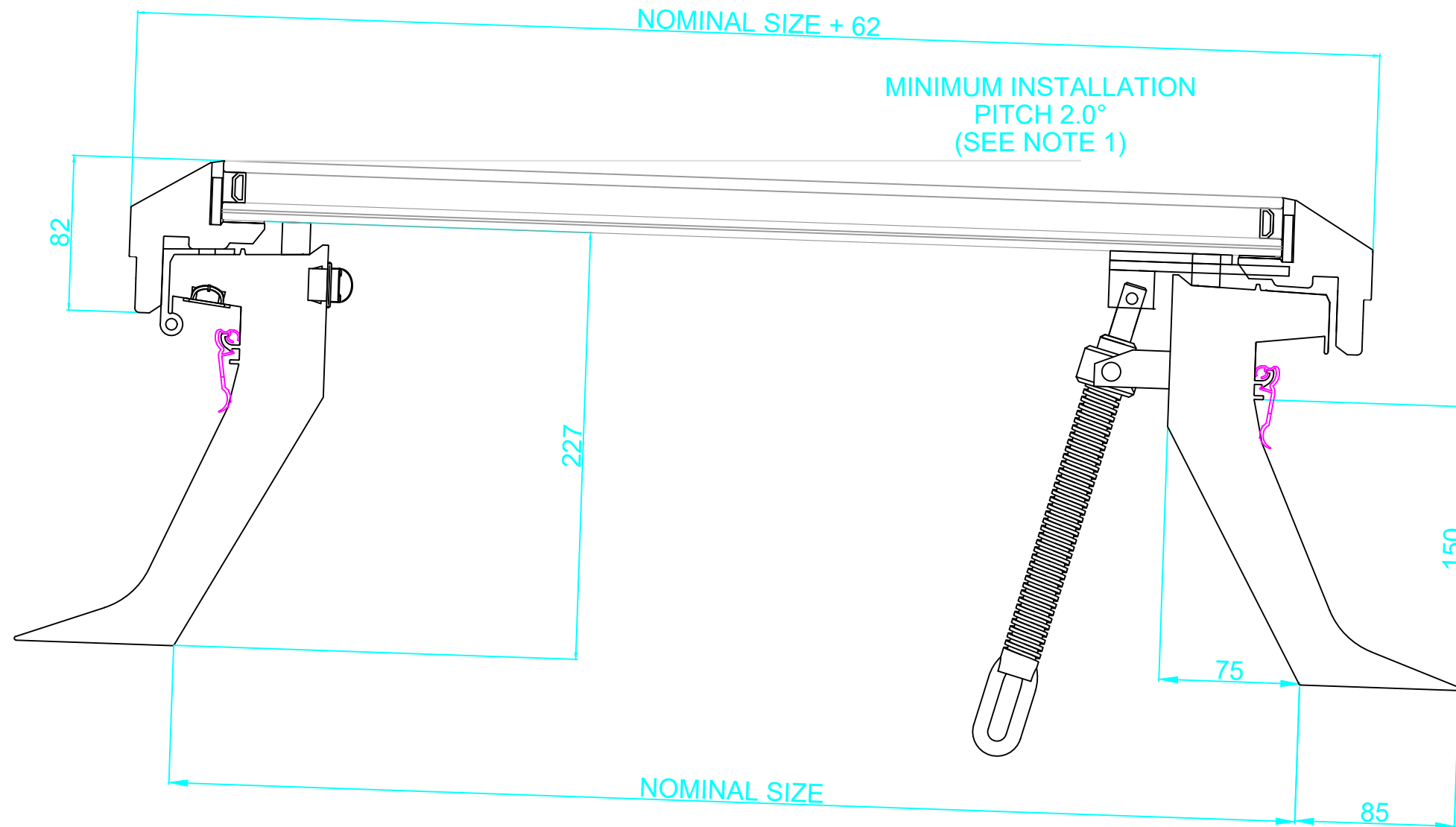
Dwg No:

Scale: 1:3

Approved: PS

HC391





# NOTES

- 1) MINIMUM INSTALLED PITCH OF 2°. LARGER UNITS REQUIRE MINIMUM INSTALLED PITCH OF 4°, SEE TB403 FOR MORE DETAILS.
- 2) MAXIMUM INSTALLED PITCH OF 15°.
- 3) IF SELF CLEANING OR EASY CLEAN GLASS IS SPECIFIED THEN MINIMUM RECOMMENDED INSTALLATION PITCH IS 10°
- 4) HINGES WILL BE MOUNTED ALONG LONG SIDE OF UNIT
- 5) OPENING UNITS SHOULD BE INSTALLED WITH THE HINGES AT THE TOP OF SLOPE

Issue	Date	Change detail	Drawn by	Approved
6	26/10/22	Pitch added and notes updated	FC	PS
5	13/09/21	Updated BU reference		
4	09/09/20	MLD Detail Changed		



Coventry  
Alderman's Green Ind Est  
Coventry CV2 2QU  
024 7660 2022  
www.brettmartin.com

Title: Brett Martin Flat Glass - MLD Sloped Kerb

Page: 9 of 10

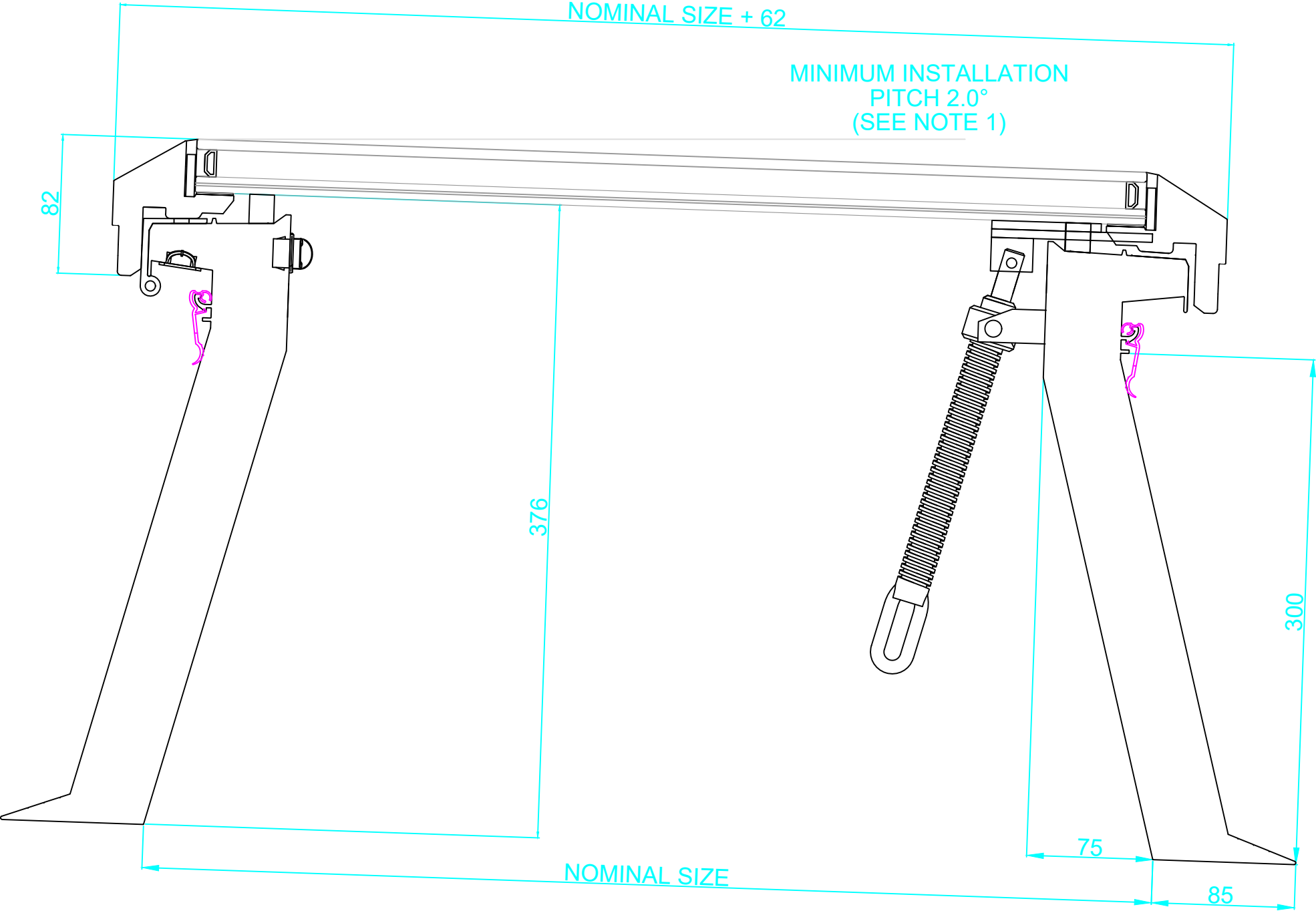
Drawn by: FC

Dwg No:

Scale: 1:3

Approved: PS

HC391



- NOTES
- 1) MINIMUM INSTALLED PITCH OF 2°. LARGER UNITS REQUIRE MINIMUM INSTALLED PITCH OF 4°, SEE TB403 FOR MORE DETAILS.
  - 2) MAXIMUM INSTALLED PITCH OF 15°.
  - 3) IF SELF CLEANING OR EASY CLEAN GLASS IS SPECIFIED THEN MINIMUM RECOMMENDED INSTALLATION PITCH IS 10°
  - 4) HINGES WILL BE MOUNTED ALONG LONG SIDE OF UNIT
  - 5) OPENING UNITS SHOULD BE INSTALLED WITH THE HINGES AT THE TOP OF SLOPE

Issue	Date	Change detail	Drawn by	Approved
6	26/10/22	Pitch added and notes updated	FC	PS
5	13/09/21	Updated BU reference		
4	09/09/20	MLD Detail Changed		



Coventry  
Alderman's Green Ind Est  
Coventry CV2 2QU  
024 7660 2022  
www.brettmartin.com

Title: Brett Martin Flat Glass - MLD Tall Kerb

Page: 10 of 10

Drawn by: FC

Dwg No:

Scale: 1:3

Approved: PS

HC391