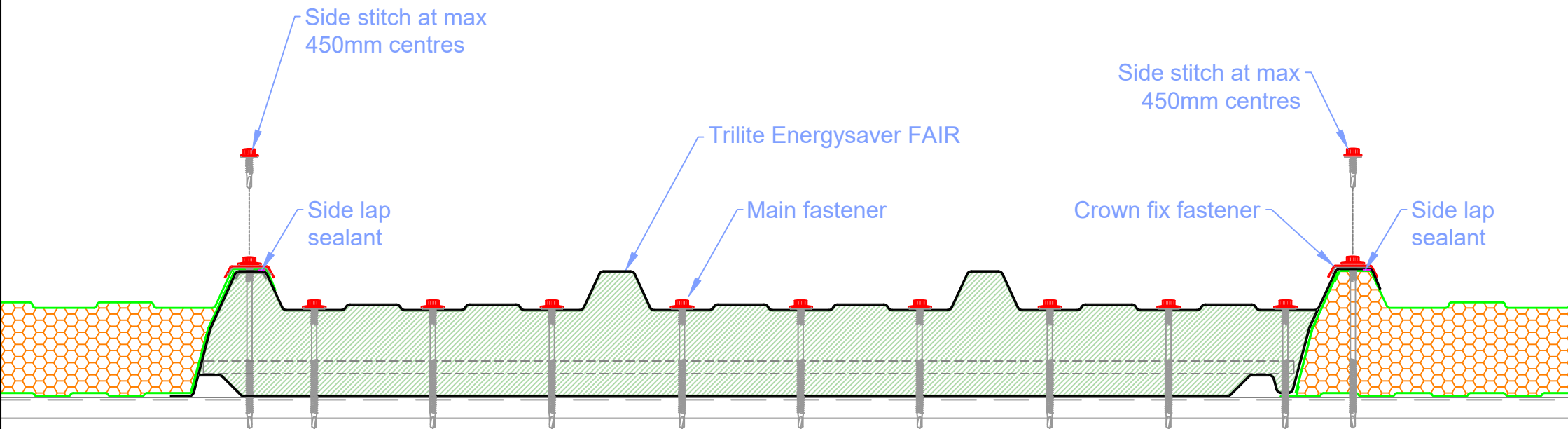


Read in conjunction with: TB260 - for FAIR installation	Installation details suitable for Trilite 3.0 to Safelight	When ordering, state Enhanced detail FAIR req'd
--	---	--



- Main fastener - Ø5.5/6.0mm SS fastener fitted with washer with bonded soft seal (Ø19mm)
- Crown fix fastener - Ø5.5/6.0mm SS fastener fitted with Ø19mm washer with bonded seal and saddle washer
- Side stitch fastener - Ø5.5/6.0mm SS fastener fitted with Ø16/19mm washer with bonded seal
- Side lap sealant - Class A 6x5mm butyl mastic
- End lap sealant - Class A 50x6 U section with foam insert (BMDS RS-BYM-6-0050G)

Issue	Date	Change detail
1	01/06/20	First issue



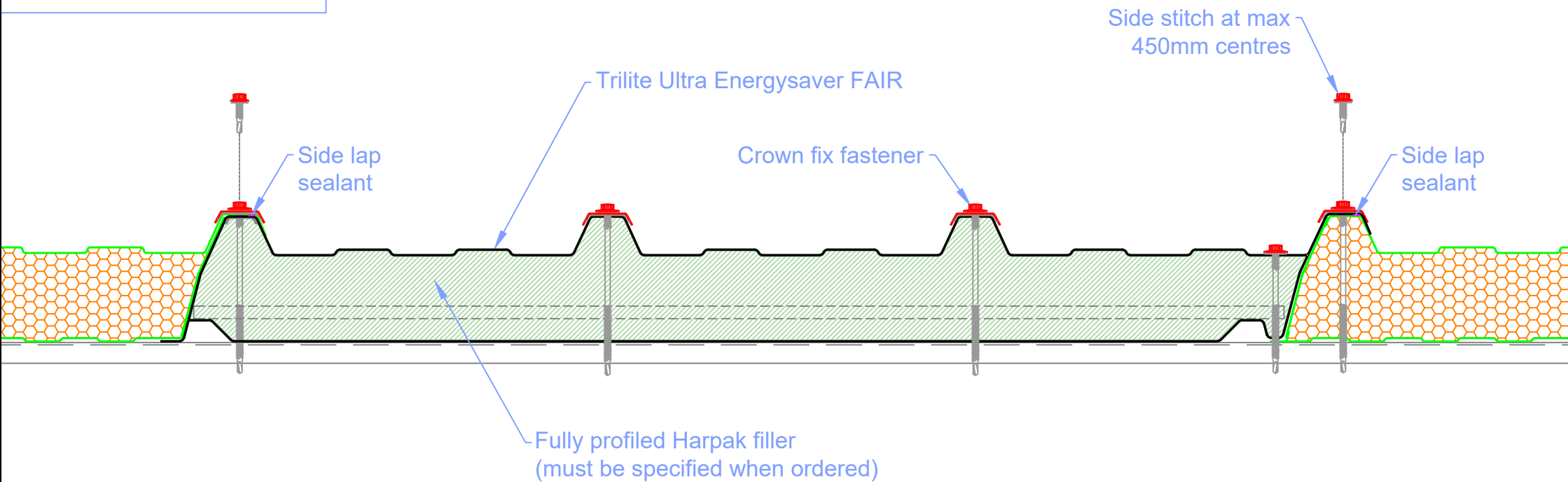
Daylight Systems

Coventry
Alderman's Green Ind Est
Coventry CV2 2QU
024 7660 2022
www.brettmartin.com

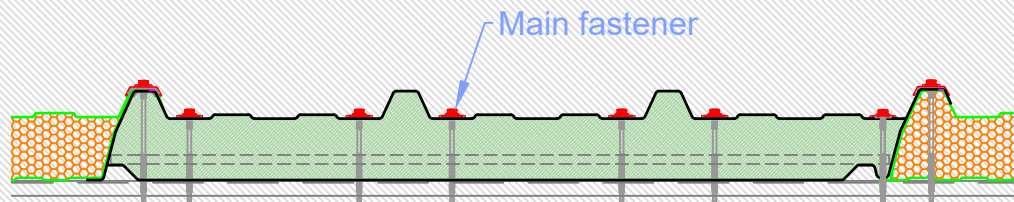
Fastener positions:
- end laps

Title: Installation - Trilite Energysaver FAIR Enhanced detail		
Page: 1 of 7	Drawn by: SM	Dwg No:
Scale: NTS	Approved:	HC 392/1

Read in conjunction with:
TB260 - for FAIR installation



Alternative detail (as HC222)



Issue	Date	Change detail
1	01/06/20	First issue



Daylight Systems

Coventry
Alderman's Green Ind Est
Coventry CV2 2QU
024 7660 2022
www.brettmartin.com

Fastener positions:
- intermediate purlins

Title: Installation - Trilite Energysaver FAIR Enhanced detail

Page: 2 of 7

Drawn by: SM

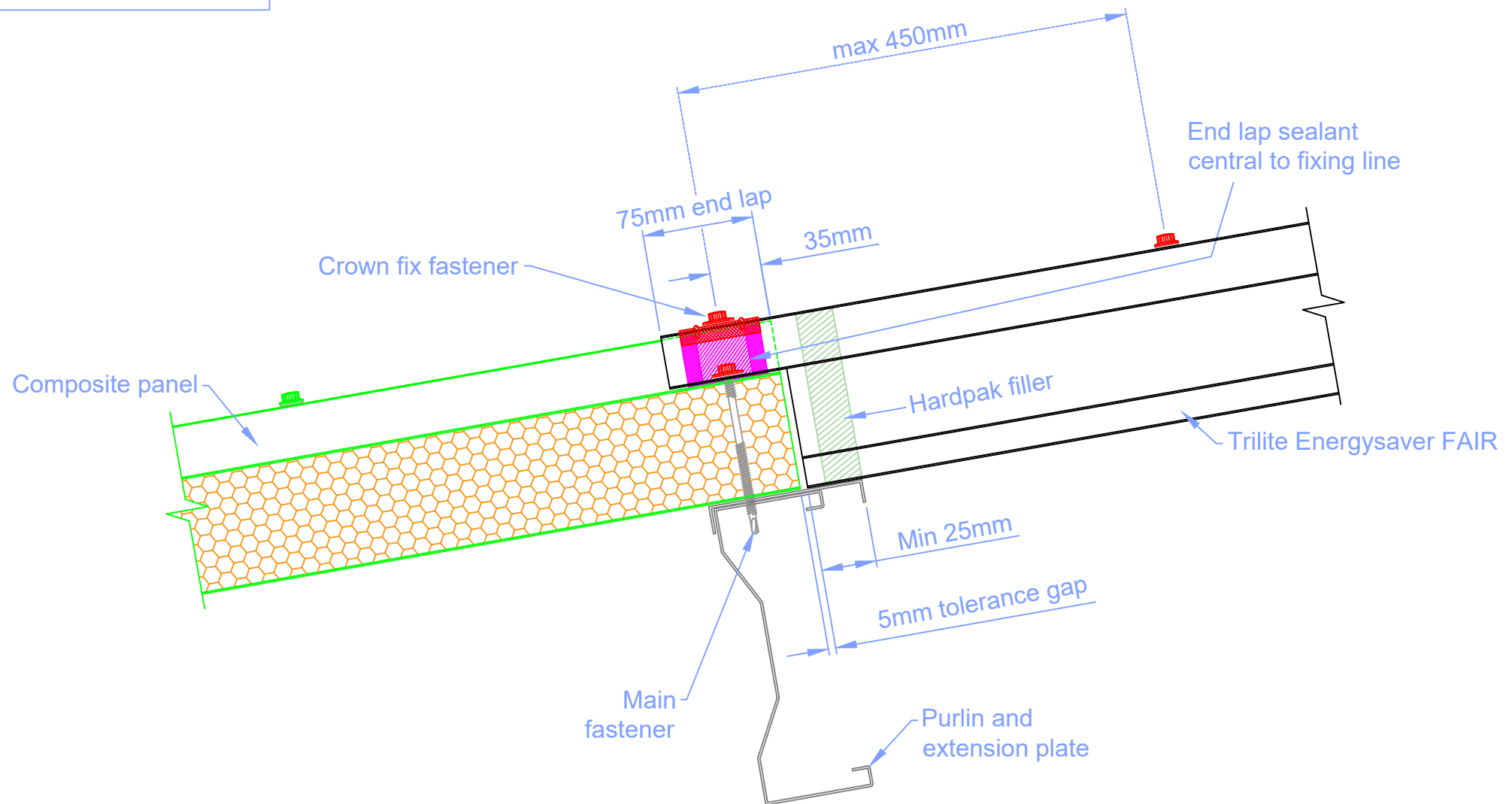
Dwg No:

Scale: NTS

Approved:

HC 392/2

Read in conjunction with:
TB260 - for FAIR installation



Issue	Date	Change detail
1	01/06/20	First issue



Daylight Systems

Coventry
Alderman's Green Ind Est
Coventry CV2 2QU
024 7660 2022
www.brettmartin.com

Down slope end lap

Title: Installation - Trilite Energysaver FAIR Enhanced detail

Page: 3 of 7

Drawn by: SM

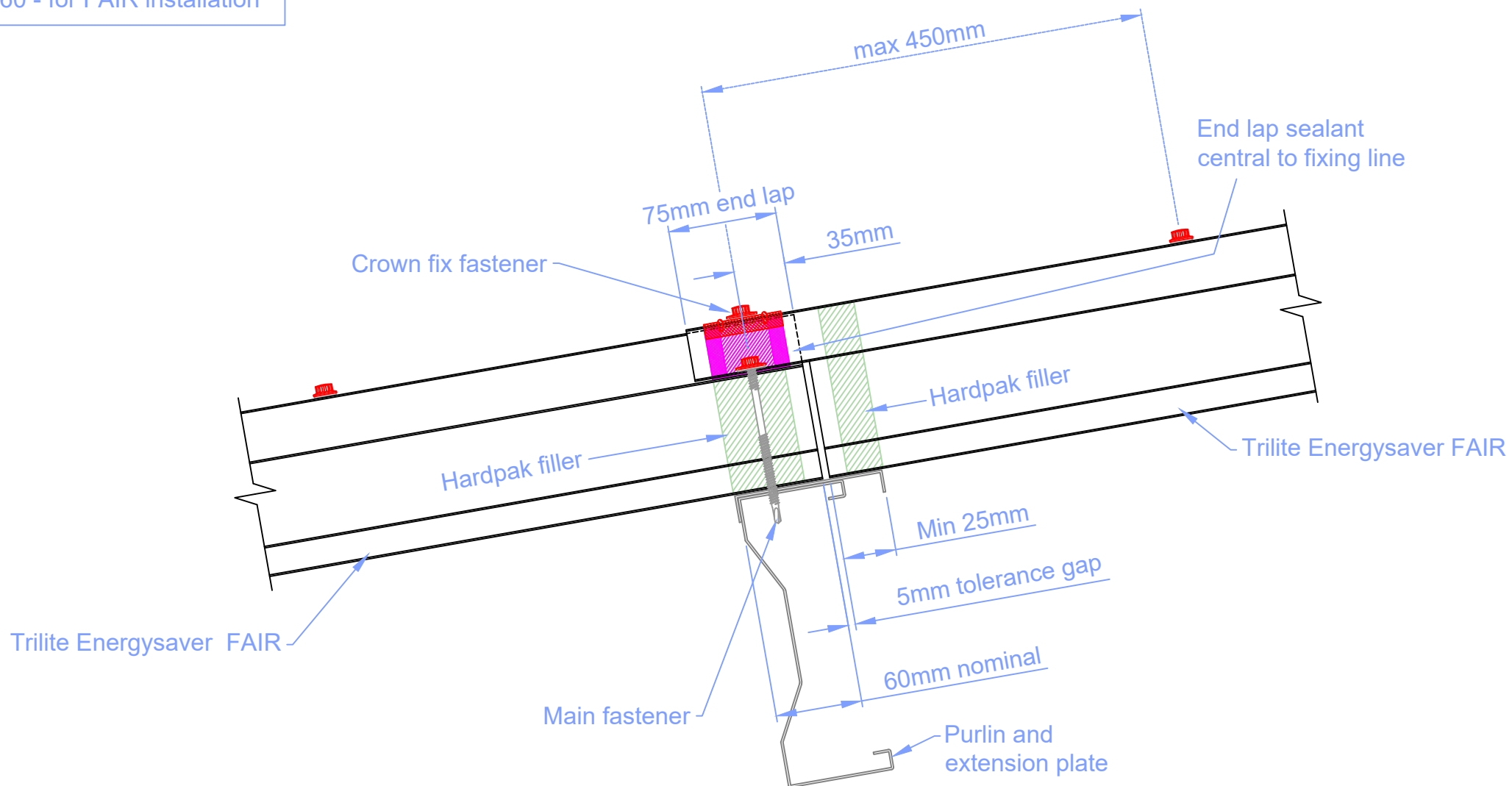
Dwg No:

Scale: NTS

Approved:

HC 392/3

Read in conjunction with:
TB260 - for FAIR installation



Issue	Date	Change detail
1	01/06/20	First issue



Daylight Systems

Coventry
Alderman's Green Ind Est
Coventry CV2 2QU
024 7660 2022
www.brettmartin.com

FAIR to FAIR end lap

Title: Installation - Trilite Energysaver FAIR Enhanced detail

Page: 4 of 7

Drawn by: SM

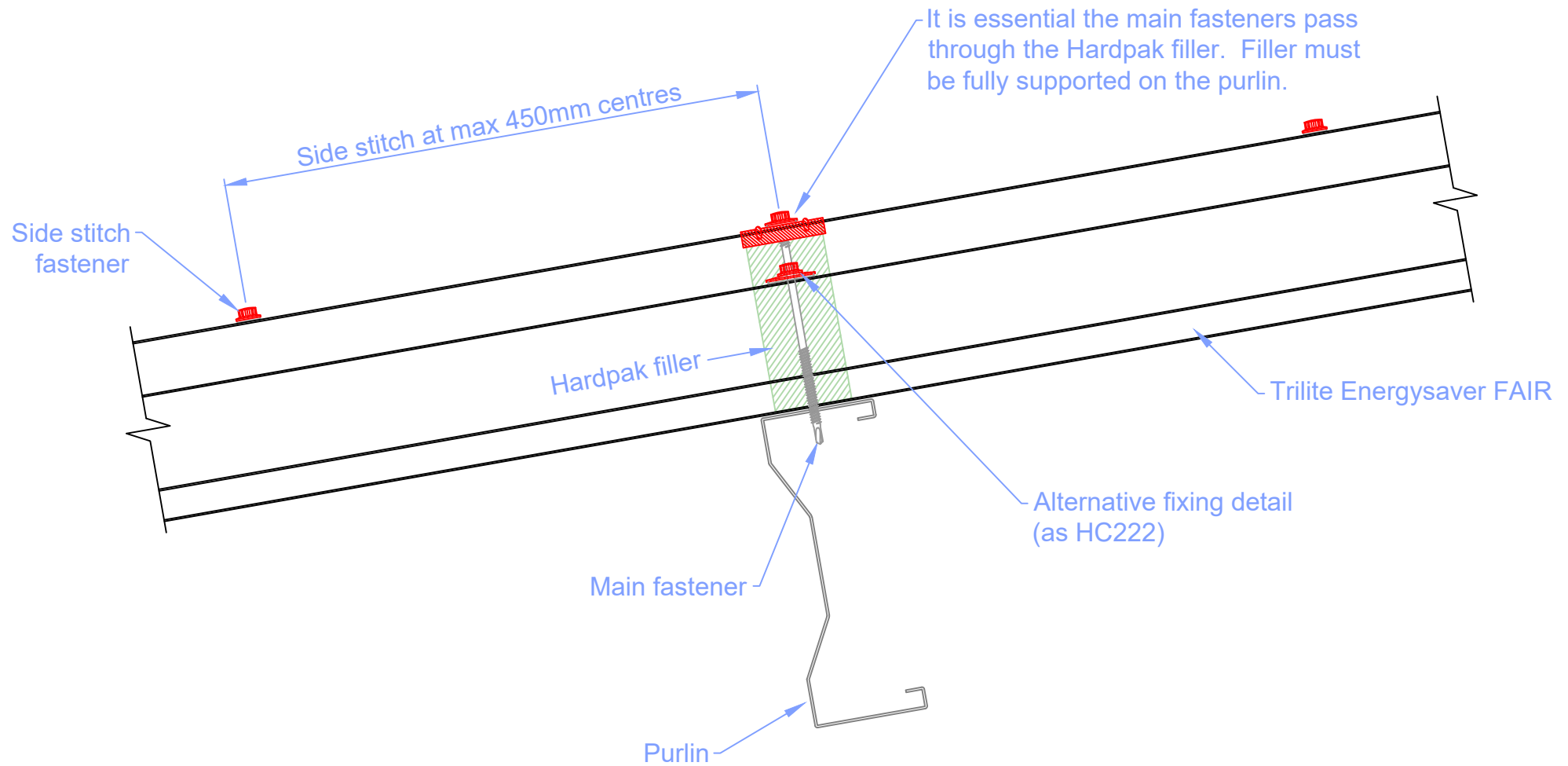
Dwg No:

Scale: NTS

Approved:

HC 392/4

Read in conjunction with:
TB260 - for FAIR installation



Issue	Date	Change detail
1	01/06/20	First issue



Daylight Systems

Coventry
Alderman's Green Ind Est
Coventry CV2 2QU
024 7660 2022
www.brettmartin.com

Intermediate purlin position

Title: Installation - Trilite Energysaver FAIR Enhanced detail

Page: 5 of 7

Drawn by: SM

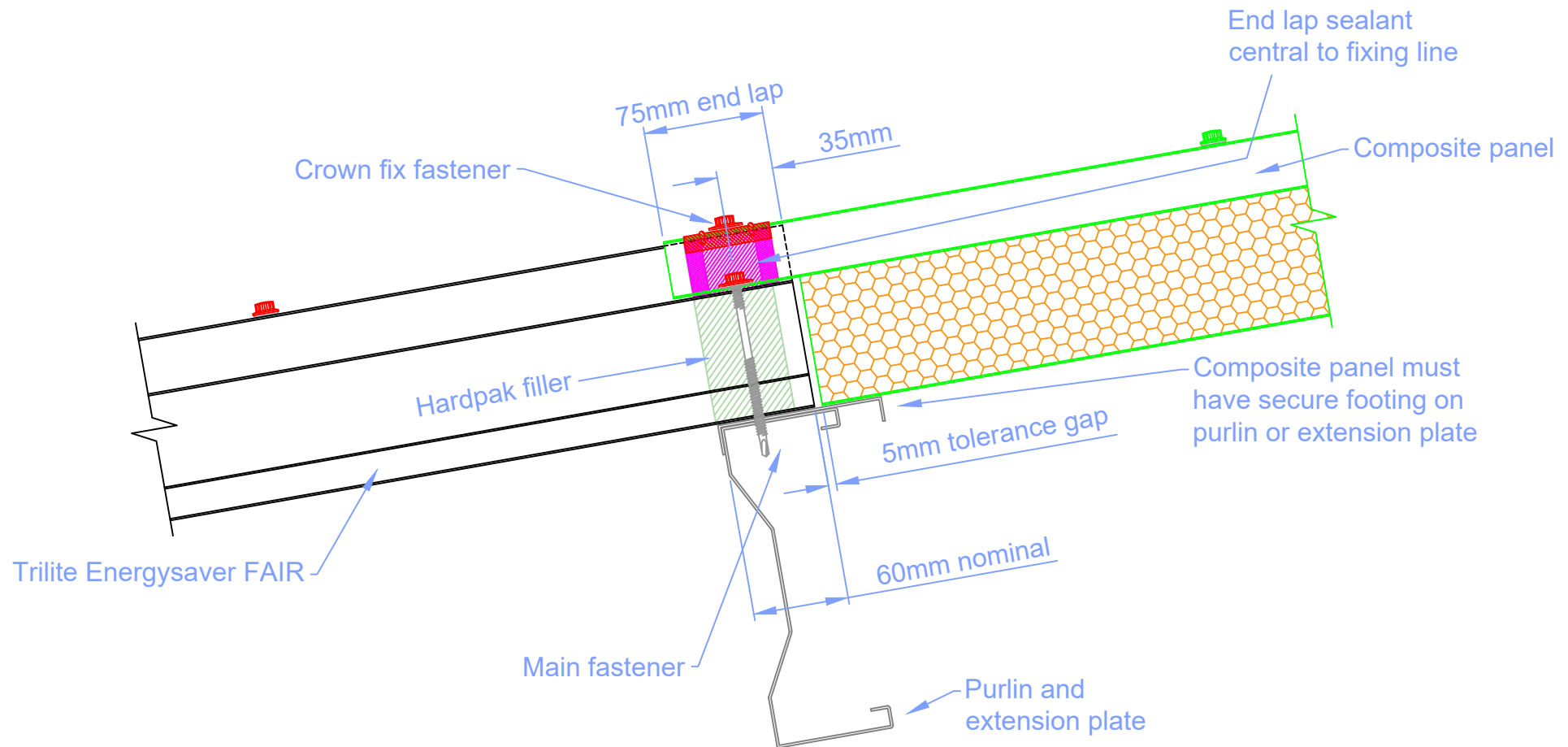
Dwg No:

Scale: NTS

Approved:

HC 392/5

Read in conjunction with:
TB260 - for FAIR installation



Issue	Date	Change detail
1	01/06/20	First issue



Daylight Systems

Coventry
Alderman's Green Ind Est
Coventry CV2 2QU
024 7660 2022
www.brettmartin.com

Up slope end lap

Title: Installation - Trilite Energysaver FAIR Enhanced detail

Page: 6 of 7

Drawn by: SM

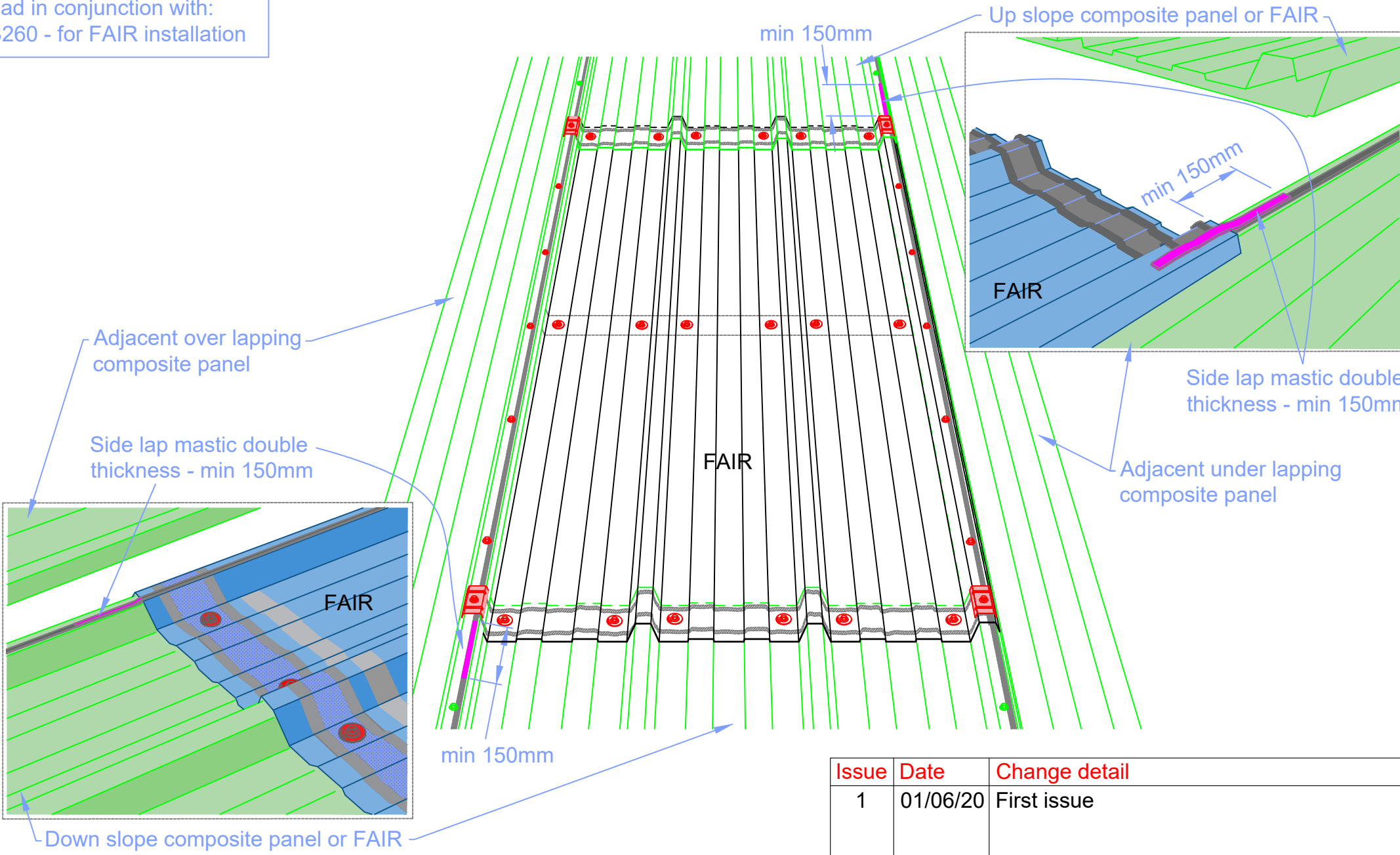
Dwg No:

Scale: NTS

Approved:

HC 392/6

Read in conjunction with:
TB260 - for FAIR installation



Issue	Date	Change detail
1	01/06/20	First issue



Coventry
Alderman's Green Ind Est
Coventry CV2 2QU
024 7660 2022
www.brettmartin.com

Side lap sealing and fixing

Title: Installation - Trilite Energysaver FAIR Enhanced detail		
Page: 7 of 7	Drawn by: SM	Dwg No:
Scale: NTS	Approved:	HC 392/7