

EASY-FIT
POLYCARBONATE
CANOPY GLAZING
SHEET

Marlon CS Ztop

Cover
& Protect



 **Brett
Martin**

Marlon CS Ztop

Marlon CS Ztop diamond embossed corrugated polycarbonate sheet provides a quick and easy canopy glazing solution. These corrugated polycarbonate sheets have been designed to be installed horizontally across the roof structure for ease of installation.

At 2.8mm thick the sheets are strong and robust and the sleek appearance of the diamond embossed surface provides a striking glazing option for creating stylish and contemporary canopies. Ideal for creating a new canopy roof or as a retro fit glazing solution to bring natural light into areas previously covered with a tiled roof. Marlon CS Ztop is available in clear for maximum light transmission and range of solar controlling and light diffusing tints.



**Simple DIY
installation**



**Long-lasting
& durable**



**No specialist
tools required**

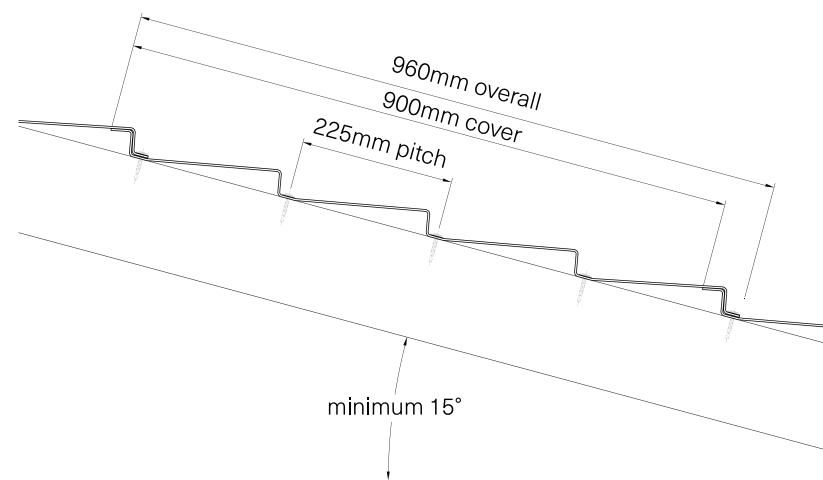
Marlon CS Ztop

Product Range

Thicknesses	2.8mm
Colours & Tints	Clear, Bronze, Grey
Panel Length*	Up to 4.5m
Panel Width	900mm

* Longer sheet lengths available on request, please consult with our Technical Department.

Profile



Key Benefits

- Unique tile like profile
- Diamond embossed surface finish
- Install horizontally across the roof structure
- Superior impact resistance
- Light in weight
- UV Protected

Applications

- Patio covers
- Verandas
- Carports
- Vertical Glazing

Tints



Clear



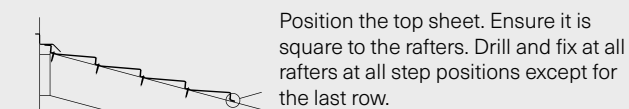
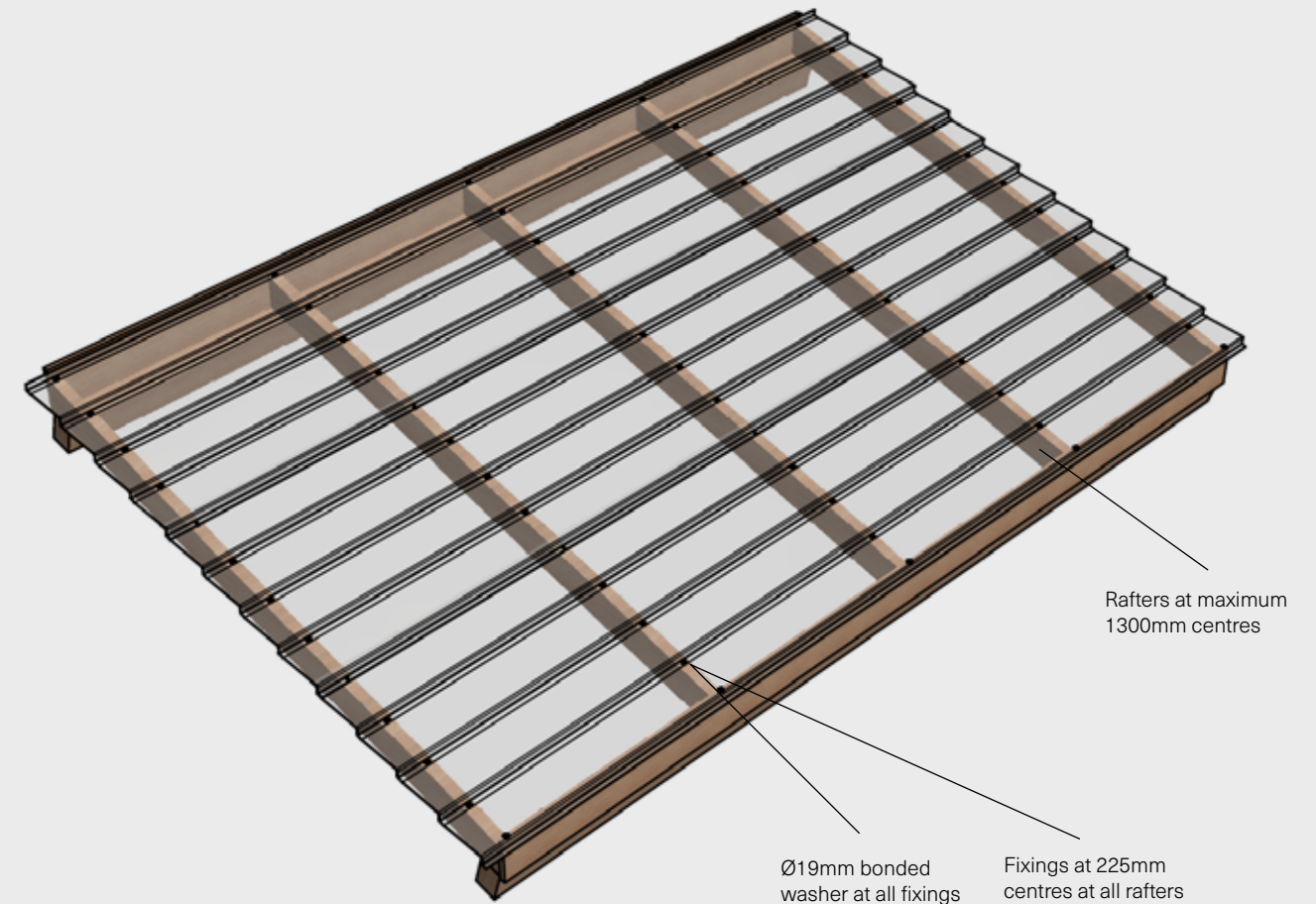
Bronze



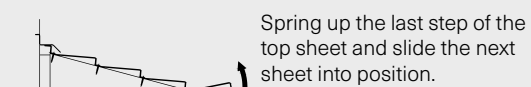
Grey



Installation



Flashings, if required, should be applied at this stage to reduce unnecessary access to the roof after installation.



Drill and fix the last sheet at all the rafters at all step positions. Finally drill and fix at all rafter positions between 50mm and 100mm from the end of the sheet.

Installation

- Minimum roof slope of 15° is required
- Start at the top of the structure, this eliminates the need to stand on the sheet during installation
- Applying foam tape to the top of the rafters can reduce roof noise and ease thermal expansion
- Lay the sheet with the corrugations running horizontally across the structure
- Fix with EPDM backed washers on fixings at 225mm centres on all rafters. Fixing holes should be oversized to allow for thermal movement of the sheet. A 10mm fixing hole should be adequate for 4.2mm fixings.
- Sheets can be cut to size with standard DIY tools

Mechanical Properties

Properties

Thickness	2.8mm
Cover Width	900mm
U-value	5.57W/m ² K
UV protection	Double sided

Light Transmission

Colour	Light	Solar
Clear	78%	52%
Bronze	46%	39%
Grey	68%	46%

Spanning

Maximum recommended span
1300mm @ 1kN/m²

Recommendations

Minimum roof slope 15°.
Recommended maximum sheet length 4.5m.
For longer sheet lengths please consult with our Technical Department .
Suitable for vertical applications.

UV Protection

Marlon CS Ztop has a co-extruded UV protection layer on both sides.

Warranty

Marlon CS Ztop is manufactured under Quality Management Systems registered to BS EN ISO 9001:2015. The panels carry a limited warranty. For full details please contact our Technical department.

Handling & Safety

As panels are installed horizontally they are easily installed without the need to step on the sheet. When stepping on sheets always use stepping boards. Work according to local safety regulations.

Storage

Store in a shaded place, protect from direct sunlight and rain prior to installation. Avoid covering the sheets with heat absorbing materials. Avoid contact with chemicals. Protect the sheets from physical damage.

Installation



Make adequate allowance for thermal movement, nominally 3.5mm per metre. Holes drilled for fixings must be oversized. A 10mm diameter fixing hole should be adequate used with a fixing of 4.2mm diameter. Sheet lengths must be limited to ensure there is no excessive movement at the end laps or fixings.

Service Temperature

For stable prolonged service ranging from -20°C to 100°C. (Short term un-stressed -40°C to 130°C).

Maintenance

In order to maintain this product in good condition it should be cleaned periodically using suitable detergent cleaning agents. Do not use solvent cleaners. Do not scrub with brushes or sharp implements. Avoid cleaning in hot sun or high temperatures.



Head Office & Global Sales

Brett Martin Ltd
24 Roughfort Road
Newtownabbey, Co. Antrim
Northern Ireland, BT36 4RB

2808/0922

t: +44 (0) 28 9084 9999
f: +44 (0) 28 9083 6666
e: technical@brettmartin.com
commercial@brettmartin.com

For the latest information visit
brettmartin.com

All reasonable care has been taken in the compilation of the information contained within this literature. All recommendations on the use of our products are made without guarantee as conditions of use are beyond the control of Brett Martin. It is the customer's responsibility to ensure that the product is fit for its intended purpose and that the actual conditions of use are suitable. Brett Martin pursues a policy of continuous product development and reserves the right to amend specifications without prior notice. Non-standard and special options are subject to minimum order quantities. The photographs used are for illustration purposes only and simply indicate possible uses of Marlon CS Ztop.

