



# Product Catalogue



ROI  
February 2025

Underground, Rainwater, Soil & Roofing



From  
Malin  
to  
Mizen



From Malin to Mizen,  
Brett Martin has you covered  
when it comes to quality above  
and below ground drainage  
and roofing systems.



Get in touch now and discover  
what we have to offer to help  
your business grow.

## IMPORTANT NOTES

(Applicable to ROI Merchants)

### Prices

For list prices, please email sales@brettmartin.com or call 048 9084 8999.

### Minimum Order Value

A surcharge of €75 will apply to each order which does not meet the minimum order value of €500.

### Ordering

When ordering please state colour and code number clearly. Irrespective of any prices stated on your orders, the prices charged will be list prices less your agreed customer discount.

### Notification of Claims

The Seller shall be entitled to reject any claim for DEFECTIVE goods unless such a claim is notified in writing to the Seller within 48 hours of delivery, or, if the alleged defect is not immediately apparent, within such longer period as the Seller may reasonably allow in the circumstances.

The Seller shall be entitled to reject any claim for SHORTAGES of the goods unless such claim is notified to the Seller in writing within 48 hours of the date of delivery of any consignment in which it is said a shortage has occurred. Upon collection of goods, the Seller shall be entitled to credit goods only which are deemed resalable. The Seller will notify the Buyer within 48 hours of any rejections or discrepancies.

### Pack Quantities

Orders must be placed in pack quantities. Where the pack quantity is not stated items are available singly.

- FAB - Fabricated non-stock item (requires longer lead time and is supplied as a single item).

### Restocking Charge

In special circumstances Brett Martin may agree to goods being returned but only with prior agreement provided they are in re-salable condition and in their original packaging. Returns are subject to a 15% restocking charge which will be deducted from the associated credit note. This facility does not apply to items which have been fabricated or supplied as non-standard items to special order. Full conditions of sale are available on request.

### Conditions of Sale

All goods sold subject to our Conditions of Sale. Brett Martin Ltd reserves the right to amend specifications and prices without prior notice. Reproductions of all or part of this publication, unless authorised in writing by Brett Martin Ltd, will be a breach of copyright.

## UNDERGROUND

- 06 Drain
- 12 Sewer
- 15 Duct
- 17 Stormwater Management
- 18 Surface Water: Twinwall

## RAINWATER

### CASCADE | CAST IRON EFFECT

- 23 Cascade 106mm Prostyle Gutter
- 24 Cascade 112mm Roundstyle Gutter
- 24 Cascade 115mm Deepstyle Gutter
- 25 Cascade 65mm Square Downpipe
- 26 Cascade 68mm Round Downpipe
- 27 Cascade 68mm Corner Round Downpipe
- 27 Cascade Wall Planters & Accessories
- 28 Cascade Hoppers
- 30 Cascade 170mm Deepstyle Gutter
- 31 Cascade 105mm Round Downpipe
- 32 Cascade 100mm x 75mm Rectangular Downpipe
- 33 Cascade 110mm Push-Fit Soil System

### RAINWATER | GLOSS FINISH

- 35 106mm Prostyle Gutter
- 36 112mm Roundstyle Gutter
- 36 114mm Squarestyle Gutter
- 37 115mm Deepstyle Gutter
- 38 65mm Square Downpipe
- 39 68mm Round Downpipe
- 39 170mm Deepstyle Gutter
- 40 Industrial Downpipe

## SOIL

- 46 110mm Push-Fit Soil
- 48 160mm Push-Fit Soil
- 49 110mm Solvent Soil
- 50 Ancillary Items

## ROOFING

- 54 Rooflights
- 58 Polycarbonate Roof Glazing Panel
- 60 Corrugated PVC Sheet
- 62 Flat Sheet
- 63 Bitumen Sheet

## TECHNICAL

- 64 Range Details
- 65 Compatibility Chart









# UNDERGROUND

Our comprehensive range of underground products include pipes in up to 8 diameters from 53.9mm to 400mm, industry compliant fittings and the StormCrate55 attenuation and infiltration crate.

## Diameters

---



## Contents


---

<b>06</b> Drain	<b>17</b> Stormwater Management
<b>12</b> Sewer	<b>18</b> Surface Water: Twinwall
<b>15</b> Duct	

DESCRIPTION	CODE	PACK QTY	PG
-------------	------	----------	----

## Drain Pipes, Couplers, Single Socket Bends

Pipes			
110mm x 3m Single Socket Pipe EN 13476-2	B4403SN4	50	PIPES
110mm x 6m Single Socket Pipe EN 13476-2	B4406SN8	50	PIPES
160mm x 6m Single Socket Pipe EN 13476-2	B6606SN4	39	PIPES
160mm x 6m Single Socket Pipe EN 1401-1	B6606SN8	39	PIPES
Perforated Pipes			
110mm x 6m Single Socket Perforated Pipe EPA 2009	B4123	50	01/053
Couplers EN 1401-1			
110mm Double Socket PVC (BS) Coupler	E5001	20	3
110mm Double Socket PVC Slip Coupler	E5001S	20	2
110mm Single Socket Coupler	B5011	20	2
160mm Single Socket Coupler	B7011	6	2
160mm Double Socket PVC (BS) Coupler	E7001	6	2
160mm Double Socket PVC Slip Coupler	E7001S	6	2
Single Socket Bends EN 1401-1			
110mm x 87½° Single Socket Bend	E5041	10	3
110mm x 67½° Single Socket Bend	E5051	10	3
110mm x 45° Single Socket Bend	E5061	15	3
110mm x 22½° Single Socket Bend	E5071	15	3
110mm x 11¼° Single Socket Bend	E5081	15	3
110mm x 0°-30° Adjustable Single Socket Bend	B5030	15	2
160mm x 87½° Single Socket Bend	E7041	4	2
160mm x 67½° Single Socket Bend	E7051	5	2
160mm x 45° Single Socket Bend	E7061	5	2
160mm x 22½° Single Socket Bend	E7171	5	2
160mm x 11¼° Single Socket Bend	E7181	5	2



For further information on Approved Drain & Sewer products certified to European Standards, scan the QR code below!



View Brochure



DESCRIPTION	CODE	PACK QTY	PG
-------------	------	----------	----

## Drain Bends & Branches

Double Socket Bends EN 1401-1			
110mm x 87½° Double Socket Bend	E4031	10	3
110mm x 87½° D/S Rest Bend (Long Radius)	B4131	5	2
110mm x 67½° Double Socket Bend	E4071	10	3
110mm x 45° Double Socket Bend	E4041	15	3
110mm x 22½° Double Socket Bend	E4051	15	3
110mm x 11¼° Double Socket Bend	E4061	15	3
110mm x 0°-90° Adjustable Double Socket Bend	B4029	5	2
110mm x 0°-30° Adjustable Double Socket Bend	B4030	15	2
160mm x 87½° Double Socket Bend	E6031	4	2
160mm x 45° Double Socket Bend	E6041	5	2
160mm x 22½° Double Socket Bend	E6051	5	2
160mm x 11¼° Double Socket Bend	E6061	5	2
Long Radius Bends, Single Socket			
110mm x 87½° Long Radius Single Socket Bend	B5930	1	2
110mm x 45° Long Radius Single Socket Bend	B5931	1	2
110mm x 22½° Long Radius Single Socket Bend	B5932	1	2
110mm x 11¼° Long Radius Single Socket Bend	B5933	1	2
160mm x 87½° Long Radius Single Socket Bend	B7921	1	2
160mm x 45° Long Radius Single Socket Bend	B7922	1	2
160mm x 22½° Long Radius Single Socket Bend	B7923	1	2
160mm x 11¼° Long Radius Single Socket Bend	B7924	1	2
Long Radius Bends, Plain Ended			
110mm x 87½° Long Radius Plain End Bend	B5031	1	2
110mm x 45° Long Radius Plain End Bend	B5032	1	2
110mm x 22½° Long Radius Plain End Bend	B5033	1	2
110mm x 11¼° Long Radius Plain End Bend	B5034	1	2
160mm x 87½° Long Radius Plain End Bend	B7021	1	2
160mm x 45° Long Radius Plain End Bend	B7022	1	2
160mm x 22½° Long Radius Plain End Bend	B7023	1	2
160mm x 11¼° Long Radius Plain End Bend	B7024	1	2
Branches EN 1401-1			
110mm x 87½° Double Socket Branch	E5101	7	2
110mm x 45° Double Socket Branch	E5111	5	2
110mm x 87½° Triple Socket Branch	E4081	7	2
110mm x 45° Triple Socket Branch	E4091	5	2
160mm x 110mm x 87½° Double Socket Branch	E7091	5	2
160mm x 110mm x 45° Double Socket Branch	E7101	5	2
160mm x 110mm x 87½° Triple Socket Branch	E7092	5	2
160mm x 110mm x 45° Triple Socket Branch	E7102	5	2
160mm x 160mm x 87½° Double Socket Branch	E7111	5	2
160mm x 160mm x 45° Double Socket Branch	E7121	5	2
160mm x 160mm x 87½° Triple Socket Branch	E6081	5	2
160mm x 160mm x 45° Triple Socket Branch	E6091	5	2





DESCRIPTION	CODE	PACK QTY	PG
-------------	------	----------	----





## Drain Non Return Valves, Adaptors & Plugs, Bottle Gullies, Tubular Gullies/ Hoppers (including Grid)

Non Return Valves			
110mm Non Return Valve	B4242	1	2
160mm Non Return Valve	B6262	1	2
Adaptors & Plugs			
110mm Salt Glaze Socket Adaptor	B5131	20	2
110mm Salt Glaze Spigot Adaptor	B5141	20	2
110mm uPVC To Standard Clay Adaptor	B3500	15	2
110mm uPVC To Super Clay Adaptor	B3510	15	2
110mm Plug (Temporary)	B5120	35	2
110mm Socket Plug	B5121	35	2
110mm x 32mm x 32mm Seals Accept MuPVC Waste	B4601	1	2
110mm x 32mm x 40mm Seals Accept MuPVC Waste	B4701	1	2
110mm Single Socket Level Invert Taper	B7131	15	2
160mm Salt Glaze Spigot Adaptor	B7151	15	2
160mm Socket Plug	B7141	10	2
110mm Universal Adaptor (Pipe)**	B4801	35	2
110mm Universal Adaptor (Socket)**	B4901	35	2
110mm x 68mm Rainwater Pipe Adaptor	BR223	10	2
**Use Rainwater Adaptor BR517 to connect to square pipe.			
Bottle Gullies			
90° Outlet Roddable Gully Round Grid	B1101	1	4
90° Outlet Roddable Gully Rectangular Grid	B1102	1	4
90° Outlet Roddable Gully Square Grid	B1103	1	4
Back Inlet Roddable Gully 90° Outlet Round Grid*	B1001	1	4
Back Inlet Roddable Gully 90° Outlet Rectangular Grid*	B1002	1	4
Back Inlet Roddable Gully 90° Outlet Square Grid*	B1003	1	4
Spare Round Hopper And Grid*	B1004	1	2
Spare Rectangular Hopper And Grid*	B1005	1	2
Spare Square Hopper And Grid*	B1006	1	2
Back Inlet Gully Raising Piece	B1007	1	2
110mm Paving Collar (Use With Square Hopper, Code B1006)	B1008	1	2
Gully Kit - In a Bag	B1GKB	1	-
Gully Kit - In a Bag (Back Inlet)	B2GKB	1	-
* Pedestrian areas only.			
Tubular Gullies/Hoppers (including Grid)			
110mm Low Trapped Gully	B1013	5	2
110mm Integral Rectangular Hopper	B1031	5	2
160mm x 160mm Square Hopper with 110mm Solvent Socket	B1061	50	2
110mm Square Hopper Riser	B1078	12	2
160mm x 110mm Square Hopper	B1071	18	2










DESCRIPTION	CODE	PACK QTY	PG
-------------	------	----------	----

### Drain Hopper, Grids/Sealing Plates, Yard Gully, Trapped Road Gullies

Hopper (with Horizontal Socket Inlet)			
Square Hopper (160mm with 110mm Inlet)	B1077	1	2
			
Grids/Sealing Plates			
160mm Square Alloy Grid	B9131	1	2
160mm Square Plastic Grid	B9141	1	2
 			
Yard Gully			
300mm Dia. x 600mm Invert Trapped Yard Gully x 110mm	B6300	1	2
Aluminium Silt Bucket	B6301	1	2
Heavy Duty Grating To BS EN 124 Class C250kN	B6302	1	2
  			
Trapped Road Gullies			
750mm Invert x 450mm Dia Road Gully	B7450	1	2
900mm Invert x 450mm Dia Road Gully	B9450	1	2
450mm x 450mm Heavy Duty Hinged Gully Grating	B9302	1	2
  			

### Access & Inspection Chambers

280mm Shallow Access Chamber (3 Inlets)			
280mm Dia. Shallow Access Chamber (205mm Invert) inc. 2 Socket Plugs	B2800	1	5
280mm Dia. 90° Chamber Base (205mm Invert)	B2803	1	5
280mm Dia. Shallow Access Riser (185mm Invert)	B2801	1	5
280mm Dia. Shallow Access Chamber Square Double Seal Lid (Pedestrian)	B2802	1	5
Base & 2 Risers & Lid & Frame - maximum allowable invert of 600mm			
 			
315mm Shallow AJ's (5 Inlets)			
315mm Dia. Shallow AJ Base 190mm Invert (Inc. 2 Socket Plugs)	B3150	1	5
315mm Dia Shallow AJ Riser (185mm Invert)	B3151	1	5
315mm Dia. Shallow AJ Sealed Lid (Pedestrian)	B3153	1	5
315mm Dia. Shallow AJ Sealed Lid (Driveway) 35kN	B3154	1	5
315mm Dia. Shallow AJ Galvanised Lid (Driveway)	B3154G	1	5
 			
			
315mm Shallow AJ's EN 13598-1			
315mm AJ Base 190mm Invert (Inc. 2 Socket Plugs)	B3156	1	5/01
315mm AJ Riser 185mm Invert (Inc. Seal)	B3157	1	5/01
315mm AJ Seal	B3158	1	5/01
Base & 2 Risers & Lid & Frame - maximum allowable invert of 600mm.			
 			


DESCRIPTION	CODE	PACK QTY	PG
-------------	------	----------	----

### Access & Inspection Chambers (continued), Access Fittings

450mm Inspection Chamber (5 Inlets) EN 13598-1			
450mm x110mm Chamber Base (225mm Invert) (Inc. 3 Socket Plugs)	B4500	1	5/01
450mm Chamber Riser (300mm Invert) (Inc. Seal)	B4502	1	5/01
450mm Chamber Seal	B4503	1	5/01
450mm x160mm Chamber Base (255mm Invert) (Inc. 3 Socket Plugs)	B4506	1	5/01
<b>450mm Inspection Chambers (5 Inlets)</b>			
450mm Dia. Chamber Base (225mm Invert) (Inc. 3 Socket Plugs) 110mm	B5494	1	5
450mm Dia. Chamber Base (225mm Invert) (Inc. 3 Socket Plugs) 160mm	B5696	1	5
450mm Dia. Chamber Riser (315mm Invert)†	B5397	1	5
450mm Sealing Ring (For Use With B5397)†	B5398	1	5
450mm Dia. Secured Plastic Cover for Driveways 50kN*	B6255	1	5
450mm Dia. Secured Square Plastic Cover for Driveways 50kN*	B6260	1	5
450mm x 350mm Reducer (Invert Over 1.2m) EN124	B6350	1	2
110mm Spare Plug (Chamber)	B5000	1	2
160mm Spare Plug (Chamber)	B5100	1	2
† Optional sealing ring available (item B5398). *For use in driveways - recommend bedding frame in concrete.			
<b>600mm Inspection Chamber BS EN 13598-2</b>			
600mm x 160 / 150mm Pt2 Adoptable Chamber Straight	B6210	1	5/02
<b>Access Fittings</b>			
110mm x 87½° Access Bend	B1839	1	18
110mm Rodding Point Socketed And Sealed	B5592	1	2
110mm Oval Rodding Point	B5591	1	2
110mm Screw Access Cover	B5091	1	2
160mm Rodding Point Socketed And Sealed	B6691	1	2
160mm Screw Access Cover	B7071	1	2

### Linear Drain

Channel Drain			
110mm x 1mtr Channel Drain inc Plastic Grating (BS EN 1433: Load Class A15 - 1.5 tonne)	BC1B	72	2
110mm x 1mtr Channel Drain inc Galvanised Grating (BS EN 1433: Load Class A15 - 1.5 tonne)	BCG2	72	2
110mm Galvanised Locking Bar	BCLG2	2	54
110mm Quadrant Corner Connector (Inc. Plastic Grating)	BCQ1B	12	2
110mm Quadrant Corner Connector (Inc. Galvanised Grating)	BCQG2	12	54
110mm End Cap	BCE1B	50	2
110mm End Outlet	BCE2B	50	2





# AJ 315mm

## EN 13598-1



Designed and tested to EN 13598-1 and in accordance with ROI Building Regulations Technical Guidance Document H.

Suitable for use in non-adoptable drainage applications.

One base provides 16+ connection possibilities.

Certified to EN 13598-1 KM 635998

Double sealed airtight covers for:  
1. Pedestrian 2. Driveway (up to 35kN)

Height 'n' tilt adjustable  
frame slopes up to 15°

Riser with 185mm invert height

Moulded opening for cable  
ties for added strength


Factory fitted fixed seal for exceptional  
security which can be replaced if required

For inverts up to 600mm

Watertight push-fit assembly

AJ supplied with 2 plugs. Additional plugs  
available to block unused openings (B5000)

Captive seal which prevents  
dislodged seals



DESCRIPTION	CODE	PACK QTY	PG
-------------	------	----------	----

### Solvents & Lubricants

Solvents and Lubricants			
Solvent Cleaner 250ml	B9031	1	2
Solvent Cement 250ml	B9021	1	2
Solvent Cement 500ml	B9022	1	2
Lubricant Gel Tube 250ml	B9111	1	2
Lubricant Gel 0.5Kg	B9333	1	2
Lubricant Gel 5Kg	B9444	1	2



### Sewer Pipes, Couplers, Single Socket Bends

Pipes EN 1401-1			
200mm x 6m Single Socket Pipe	B20006SN4	1	PIPES
250mm x 6m Single Socket Pipe	B25006SN4	1	PIPES
250mm x 6m Single Socket Pipe	B25006SN8	1	PIPES
315mm x 6m Single Socket Pipe	B31006SN4	1	PIPES
315mm x 6m Single Socket Pipe	B31006SN8	1	PIPES
400mm x 6m Single Socket Pipe	B40006SN4	1	PIPES



Couplers EN 1401-1			
200mm Double Socket PVC Coupler	B20021	1	7
250mm Double Socket PVC Coupler	B25021	1	7
315mm Double Socket PVC Coupler	B31021	1	7
400mm Double Socket PVC Coupler	B40021	1	7
200mm Double Socket PVC (Slip) Coupler	B20022	1	7
250mm Double Socket PVC (Slip) Coupler	B25022	1	7
315mm Double Socket PVC (Slip) Coupler	B31022	1	7
400mm Double Socket PVC (Slip) Coupler	B40022	1	7




Single Socket Bends EN 1401-1			
200mm x 87½° Single Socket Bend	B20870	1	7
250mm x 87½° Single Socket Bend	B25870	1	7
315mm x 87½° Single Socket Bend	B31870	1	7
400mm x 87½° Single Socket Bend	B40870	1	7
200mm x 45° Single Socket Bend	B20450	1	7
250mm x 45° Single Socket Bend	B25450	1	7
315mm x 45° Single Socket Bend	B31450	1	7
400mm x 45° Single Socket Bend	B40450	1	7
200mm x 30° Single Socket Bend	B20030	1	7
250mm x 30° Single Socket Bend	B25030	1	7
315mm x 30° Single Socket Bend	B31030	1	7
400mm x 30° Single Socket Bend	B40030	1	7
200mm x 15° Single Socket Bend	B20015	1	7
250mm x 15° Single Socket Bend	B25015	1	7
315mm x 15° Single Socket Bend	B31015	1	7
400mm x 15° Single Socket Bend	B40015	1	7




DESCRIPTION	CODE	PACK QTY	PG
-------------	------	----------	----

## Sewer Long Radius Bends, Branches

Long Radius Bends			
200mm x 87½° Long Radius Plain End Bend	B20090	1	7
250mm x 87½° Long Radius Plain End Bend	B25090	1	7
200mm x 45° Long Radius Plain End Bend	B20045	1	7
250mm x 45° Long Radius Plain End Bend	B25045	1	7
200mm x 30° Long Radius Plain End Bend	B20230	1	7
250mm x 30° Long Radius Plain End Bend	B25230	1	7



Branches EN 1401-1			
200mm x 110mm x 87½° Double Socket Branch	B20118	1	7
200mm x 160mm x 87½° Double Socket Branch	B20168	1	7
200mm x 200mm x 87½° Double Socket Branch	B20208	1	7
200mm x 110mm x 45° Double Socket Branch	B20110	1	7
200mm x 160mm x 45° Double Socket Branch	B20160	1	7
200mm x 200mm x 45° Double Socket Branch	B20200	1	7
250mm x 110mm x 87½° Double Socket Branch	B25118	1	7
250mm x 160mm x 87½° Double Socket Branch	B25168	1	7
250mm x 250mm x 87½° Double Socket Branch	B25258	1	7
250mm x 110mm x 45° Double Socket Branch	B25110	1	7
250mm x 160mm x 45° Double Socket Branch	B25160	1	7
250mm x 250mm x 45° Double Socket Branch	B25250	1	7
315mm x 110mm x 87½° Double Socket Branch	B31118	1	7
315mm x 160mm x 87½° Double Socket Branch	B31168	1	7
315mm x 200mm x 87½° Double Socket Branch	B31208	1	7
315mm x 250mm x 87½° Double Socket Branch	B31258	1	7
315mm x 315mm x 87½° Double Socket Branch	B31318	1	7
315mm x 160mm x 45° Double Socket Branch	B31160	1	7
315mm x 315mm x 45° Double Socket Branch	B31315	1	7



# Compliance Guide

Download the Compliance Guide at  
[brettmartin.com](http://brettmartin.com)



View Guide





DESCRIPTION	CODE	PACK QTY	PG
-------------	------	----------	----

## Sewer Branches (Continued), Channels (Lipped & Chipped), Adaptors & Plugs

Branches EN 1401-1 (Continued)			
400mm x 400mm x 87½° Double Socket Branch	B40408	1	7
400mm x 400mm x 45° Double Socket Branch	B40400	1	7
Channels (Lipped & Chipped)			
200mm Plain End Channel Pipe	B20123	1	7
250mm Plain End Channel Pipe	B25123	1	7
315mm Plain End Channel Pipe	B31123	1	7
400mm Plain End Channel Pipe	B40123	1	7
200mm x 87½° Plain End Channel Bend	B20901	1	7
250mm x 87½° Plain End Channel Bend	B25901	1	7
315mm x 87½° Plain End Channel Bend	B31901	1	7
200mm x 45° Plain End Channel Bend	B20451	1	7
250mm x 45° Plain End Channel Bend	B25451	1	7
315mm x 45° Plain End Channel Bend	B31451	1	7
200mm x 30° Plain End Channel Bend	B20301	1	7
250mm x 30° Plain End Channel Bend	B25301	1	7
315mm x 30° Plain End Channel Bend	B31301	1	7
200mm x 15° Plain End Channel Bend	B20151	1	7
250mm x 15° Plain End Channel Bend	B25151	1	7
315mm x 15° Plain End Channel Bend	B31151	1	7
Set On Saddles with 160mm dia x 90° branch to suit concrete pipes			
PVC Saddle for 300mm Concrete Pipe	B30160	1	7
PVC Saddle for 450mm Concrete Pipe	B45160	1	7
PVC Saddle for 600mm Concrete Pipe	B60160	1	7
Adaptors & Plugs			
uPVC To Cast Iron & Salt Glaze Drain Connector	B20108	1	7
200mm Salt Glaze Adaptor	B20109	1	7
250mm Salt Glaze Adaptor	B25109	1	7
315mm Salt Glaze Adaptor	B31109	1	7
400mm Salt Glaze Adaptor	B40109	1	7
200mm Single Socket Level Invert Taper (Reduces To Next Diameter Down)	B20112	1	7
250mm Single Socket Level Invert Taper (Reduces To Next Diameter Down)	B25113	1	7
315mm Single Socket Level Invert Taper (Reduces To Next Diameter Down)	B31114	1	7
400mm Single Socket Level Invert Taper (Reduces To Next Diameter Down)	B40115	1	7
200mm Socket Plug	B20141	1	7
250mm Socket Plug	B25141	1	7
315mm Socket Plug	B31141	1	7
400mm Socket Plug	B40141	1	7



B20123



B20451



B25111



B20108






B20112



B20141

DESCRIPTION	CODE	PACK QTY	PG
-------------	------	----------	----

### Duct Pipes, Couplers, Long Radius Bends

Pipes			
53.9mm x 6m Blown Socket Duct Pipe GP	BD2	100	PIPES
110mm x 6m Blown Socket Duct Pipe GP	BD4	50	PIPES
160mm x 6m Blown Socket Duct Pipe GP	BD6	39	PIPES
200mm x 6m Blown Socket Duct Pipe GP	BD8	25	PIPES
 <span style="float: right;">BD4 / BD6 / BD8</span>			
Couplers			
53.9mm Duct Coupler	BD2C	1	9
110mm Duct Coupler	BD4C	1	9
160mm Duct Coupler	BD6C	1	9
200mm Duct Coupler	BD8C	1	9
 <span style="float: right;">BD4C</span>			
Long Radius Bends			
53.9mm x 87½° Long Radius Blown Socket Duct Bend	BD2B	1	9
110mm x 87½° Long Radius Blown Socket Duct Bend	BD4B	1	9
160mm x 87½° Long Radius Blown Socket Duct Bend	BD6B	1	9
53.9mm x 45° Long Radius Blown Socket Duct Bend	BD2BA	1	9
110mm x 45° Long Radius Blown Socket Duct Bend	BD4BA	1	9
160mm x 45° Long Radius Blown Socket Duct Bend	BD6BA	1	9
 <span style="float: right;">BD4B</span>			

### ESB Red Duct Pipes & Fittings (ESB Spec 16113 Revision 8)

Pipes ESB Spec 16113			
ESB 125mm x 6m PVC Duct Pipe	B125R	-	
ESB 160mm x 6m PVC Duct Pipe	B160R	-	
 <span style="float: right;">B125R</span>			
Fittings (ESB Spec 16113)			
ESB 125mm 90° Bend	B12590R	1	
ESB 125mm 45° Bend	B12545R	1	
ESB 125mm 22½° Bend	B12522R	1	
ESB 125mm 11¼° Bend	B12511R	1	
ESB 125mm Connector	B125CR	1	
ESB 125mm Repair Coupler	B125RCR	1	
ESB 160mm 90° Bend	B16090R	1	
ESB 160mm 45° Bend	B16045R	1	
ESB 160mm 22½° Bend	B16022R	1	
ESB 160mm 11¼° Bend	B16011R	1	
 <span style="float: right;">B125RCR</span>			

# ESB Red Duct

## PIPES & FITTINGS

Compliant with ESB Specification 16113, Revision 8



Oweninny Wind Farm, Co Mayo



DESCRIPTION	CODE	PACK QTY	PG
-------------	------	----------	----


### Sampling & Distribution System

Sampling & Distribution System			
Distribution Sampling Chamber	BDSC1	1	76
110mm x 6m Blown Socket Perforated Pipe EPA 2009	B4123	50	01/053
110mm x 6m Single Socket Pipe EN 1401-1	B4406SN4	50	NI-PIPES
315mm Dia Shallow Access Chamber Riser 185mm Invert	B3151	1	5
315mm Dia. Shallow Access Chamber Sealed Lid (Pedestrian)	B3153	1	5



### Stormwater Management

StormCrate55 Attenuation & Infiltration			
StormCrate55 Crate (4 crates per m <sup>3</sup> )	B8250	1	45
StormCrate55 Connector (4 inc with each crate)	B8251	1	45
Shear Pin Connector (2 inc with each crate)	B8252	1	45
Geotextiles / Membranes	-	-	-



## Technical Guide

Need more technical information?

Download the Underground Technical Guide at

**brettmartin.com**





DESCRIPTION	CODE	PACK QTY	PG
-------------	------	----------	----

### Twinwall Moulded Twinwall Fittings

Bends BBA Cert 10/H168†			
150mm x 90° Double Socket Bend	1TB90	1	36
150mm x 45° Double Socket Bend	1TB45	1	36
150mm x 30° Double Socket Bend	1TB30	1	36
150mm x 15° Double Socket Bend	1TB15	1	36
225mm x 90° Double Socket Bend	2TB90	1	36
225mm x 45° Double Socket Bend	2TB45	1	36
225mm x 30° Double Socket Bend	2TB30	1	36
225mm x 15° Double Socket Bend	2TB15	1	36
300mm x 90° Double Socket Bend	3TB90	1	36
300mm x 45° Double Socket Bend	3TB45	1	36
300mm x 30° Double Socket Bend	3TB30	1	36
300mm x 15° Double Socket Bend	3TB15	1	36
Junctions BBA Cert 10/H168†			
150mm x 45° Triple Socket Equal Branch	1TY45	1	36
225mm x 45° Triple Socket Equal Branch	2TY45	1	36
300mm x 45° Triple Socket Equal Branch	3TY45	1	36
225mm x 150mm x 45° Branch	2TY145	1	36
300mm x 150mm x 45° Branch	3TY145	1	36
300mm x 225mm x 45° Branch	3TY245	1	36
150mm x 90° Triple Socket Equal Branch	1TT90	1	36
225mm x 90° Triple Socket Equal Branch	2TT90	1	36
300mm x 90° Triple Socket Equal Branch	3TT90	1	36
225mm x 150mm x 90° Branch	2TT190	1	36
300mm x 150mm x 90° Branch	3TT190	1	36
300mm x 225mm x 90° Branch	3TT290	1	36




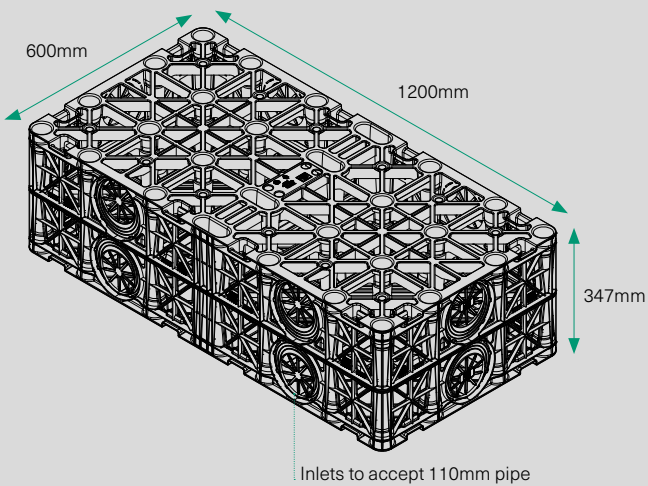
† Supplied with seals.




# StormCrate55

## STORMWATER RETENTION, ATTENUATION & INFILTRATION CRATE

- 4 crates per 1 m<sup>3</sup>
- Weighs 15.5kg each
- 237.5 litres / 0.2375m<sup>3</sup> storage capacity
- 562kN per m<sup>2</sup> load bearing
- Suitable for trafficked and non-trafficked
- Made from 100% recycled polypropylene














# RAINWATER

A range of quality uPVC Rainwater gutter and downpipe systems available in a heritage inspired Cast Iron Effect or gloss finish. A choice of gutter profiles and colour options are suitable for both new build and refurbishment projects across housebuilding, homeowner, industrial, commercial and heritage sectors.

## Profiles

106mm	112mm	114mm	115mm	170mm
				
Prostyle	Roundstyle	Squarestyle	Deepstyle	Deepstyle 170

## Cascade Cast Iron Effect

- 23** 106mm Prostyle Gutter
- 24** 112mm Roundstyle Gutter
- 24** 115mm Deepstyle Gutter
- 25** 65mm Square Downpipe
- 26** 68mm Round Downpipe
- 27** 68mm Corner Round Downpipe
- 27** Wall Planters & Accessories
- 28** Hoppers
- 30** 170mm Deepstyle Gutter
- 31** 105mm Round Downpipe
- 32** 100mm x 75mm Rectangular Downpipe
- 33** 110mm Push-Fit Soil System

## Rainwater Gloss Finish

- 35** 106mm Prostyle Gutter
- 36** 112mm Roundstyle Gutter
- 36** 114mm Squarestyle Gutter
- 37** 115mm Deepstyle Gutter
- 38** 65mm Square Downpipe
- 39** 68mm Round Downpipe
- 39** 170mm Deepstyle Gutter
- 40** Industrial Downpipe






# Cascade

Cast Iron Effect Rainwater & Soil System

**8** Attractive cast iron style colour options



Classic Black is the standard colour. To order other colours please add the two letter code (see above) to the product code. Colour items are sold singly and are made to order. These have a 20 working day lead time and are non-returnable.

\*Not available in Deepstyle 170mm Gutter range.



[View Brochure](#)



DESCRIPTION	CODE	PACK QTY*	PG
-------------	------	-----------	----



# Cascade Domestic

## Cascade 106mm Prostyle Gutter Cast Iron Effect Gutter



Gutters				
2m Gutter	BR081CI	4	15	
4m Gutter	BR082CI	4	15	
Brackets				
Fascia Bracket	BR083CI	10	16	
Union Bracket	BR084CI	10	16	
Outlets & Stopends				
Running Outlet	BR085CI	10	16	
Left Hand Stopend Outlet	BR856LCI	10	16	
Right Hand Stopend Outlet	BR856RCI	10	16	
Left Hand External Stopend	BR087LCI	10	16	
Right Hand External Stopend	BR087RCI	10	16	
Gutter Angles & Clip				
Internal 90° Angle	BR0881CI	10	16	
External 90° Angle	BR088ECI	10	16	
Internal 135° Angle	BR0891CI	10	16	
External 135° Angle	BR089ECI	10	16	
External 150° Angle	BR088/150E-CI	10	16	
Fabricated Special Angle	BR8CI	FAB	16	
Gutter Clip	BR080CI	10	16	
Rise & Fall and Rafter Brackets				
Rise & Fall Bracket (Coated Black only)	BRF8CI	1	16	
Rise & Fall Bracket (Galv)	BRF8	1	16	
Rafter Top Gutter Bracket (Galv)†	BRT5	1	12	
Rafter Side Gutter Bracket (Galv)†	BRS5	1	12	
*Requires Fascia Bracket				
Gutter Protector System				
Porcupine Bristle Gutter Protector Priced per 2m length	BRP16CI	8	16	

\*Cascade items sold singly.


†Please refer to page 22 for colour code.

† Not suitable for use with Cascade 106mm Prostyle and Cascade 170mm Deepstyle Gutters.

DESCRIPTION	CODE	PACK QTY*	PG
-------------	------	-----------	----

### Cascade 112mm Roundstyle Gutter Cast Iron Effect Gutter



Gutters					
2m Gutter	BR041CI	5	15	 BR042CI	
4m Gutter	BR042CI	5	15		
Brackets					
Fascia Bracket	BR043CI	10	16	 BR043CI BR044CI	
Union Bracket	BR044CI	10	16		
Outlets & Stopends					
Running Outlet	BR045CI	10	16	 BR045CI BR046CI BR047CI	
Internal Stopend	BR046CI	10	16		
External Stopend	BR047CI	10	16		
Stopend Outlet	BR045CI	10	16		
Gutter Angles & Clip					
90° Gutter Angle	BR048CI	10	16	 BR048CI BR049CI	
135° Gutter Angle	BR049CI	10	16		
Fabricated Special Angle	BR4CI	FAB	16		
Spare Gutter Clip	BR040CI	10	16		
Adaptors					
Roundstyle to Half Round Adaptor	BR491	1	12		
Roundstyle to Ogee Adaptor RH	BR492	1	12		
Roundstyle to Ogee Adaptor LH	BR493	1	12		
Rise & Fall & Rafter Brackets					
Rise & Fall Bracket (Coated Black only)	BRF4CI	1	16	 BRT5 BRS5 BRF4	
Rise & Fall Bracket 310mm Drive In Spike (Galv)	BRF4	1	12		
Rafter Top Gutter Bracket† (Galv)	BRT5	1	12		
Rafter Side Gutter Bracket† (Galv)	BRS5	1	12		

†Requires Fascia Bracket


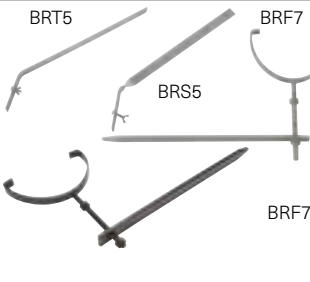


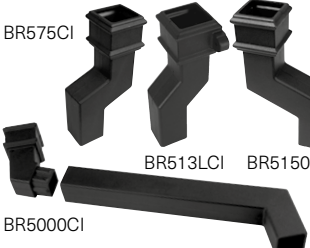




### Cascade 115mm Deepstyle Gutter Cast Iron Effect Gutter



Gutters					
4m Gutter	BR072CI	5	15	 BR072CI	
Brackets					
Fascia Bracket	BR073CI	10	16	 BR073CI BR074CI	
Union Bracket	BR074CI	10	16		
Outlets & Stopends					
Running Outlet	BR075CI	10	16	 BR075CI BR076CI BR077CI	
Internal Stopend	BR076CI	10	16		
External Stopend	BR077CI	10	16		
Gutter Angles & Clip					
90° Angle	BR078CI	10	16	 BR078CI BR079CI	
135° Angle	BR079CI	10	16		
Fabricated Gutter Angle	BR7CI	FAB	16		
Spare Gutter Clip	BR070CI	10	16		

\*Cascade items sold singly.

#Please refer to page 22 for colour code.

DESCRIPTION	CODE	PACK QTY*	PG
<h3>Cascade Deepstyle 115mm Gutter Cast Iron Effect Gutter (Continued)</h3>			
 Deepstyle			
<b>Rise &amp; Fall &amp; Rafter Brackets</b>			
Rise & Fall Bracket (Coated Black only)	BRF7CI	1	16
Rise & Fall Bracket 310mm Drive In Spike (Galv)	BRF7	1	12
Rafter Top Gutter Bracket (Galv)	BRT5	1	12
Rafter Side Gutter Bracket (Galv)	BRS5	1	12
			
<b>Cascade 65mm Square Downpipe Cast Iron Effect Downpipe</b>			
<b>Downpipes</b>			
1.8m Socketed Pipe with Lugs	BR5018LCI	4	15
2.5m Socketed Pipe with Lugs	BR5025LCI	4	15
			
<b>Connectors</b>			
Pipe Coupler with Lugs	BR506LCI	10	16
Plain Coupler	BR506CI	10	16
			
<b>Offsets</b>			
75mm Offset	BR575CI	10	16
115mm Offset	BR5115CI	10	16
150mm Offset	BR5150CI	10	16
Adjustable Offset Kit (min offset 150mm, max 455mm)	BR5000CI	1	16
50mm Plinth Offset with Lugs	BR513LCI	10	16
			
<b>Bends</b>			
92½° Spigot Bend	BR508CI	10	16
135° Spigot Bend	BR519CI	10	16
112½° Spigot Bend	BR509CI	10	16
			
<b>Branch</b>			
112½° Branch	BR518CI	10	16
			
<b>Shoes &amp; Bracket</b>			
Shoe with Lugs	BR516LCI	10	16
Anti-Splash Shoe with Lugs	BR512LCI	10	16
Downpipe Bracket	BR507LCI	10	16
			
<b>Lug Fixing Pack &amp; Spacer Pack</b>			
Lug Fixing Pack (Pack contains 10 x 55mm Screws and Wall Plugs)	BRFP55CI	1	16
5mm Spacer for use with Cast Iron Effect Pipe- work (Pack contains 10 x 5mm Spacers)	BRSP1CI	1	16
			

\*Cascade items sold singly.

#Please refer to page 22 for colour code.



DESCRIPTION	CODE	PACK QTY*	PG
-------------	------	-----------	----

### Cascade 68mm Round Downpipe Cast Iron Effect Downpipe

Downpipes			
1.8m Socketed Pipe with Lugs	BR2018LCI	5	15
2.5m Socketed Pipe with Lugs	BR2025LCI	5	15
Connectors			
Pipe Coupler with Lugs	BR206LCI	10	16
Plain Coupler	BR206CI	10	16
Offsets			
75mm Offset	BR275CI	10	16
115mm Offset	BR2115CI	10	16
150mm Offset	BR2150CI	10	16
230mm Offset	BR2230CI	10	16
305mm Offset	BR2305CI	10	16
380mm Offset	BR2380CI	10	16
455mm Offset	BR2455CI	5	16
Adjustable Offset (250mm to 650mm)	BR2000CI	1	16
50mm Plinth Offset with Lugs	BR213LCI	10	16
Bends			
92½° Bend	BR208CI	10	16
135° Bend	BR219CI	10	16
112½° Bend	BR209CI	10	16
112½° Bend with Lugs L/H	BR221LCI	10	16
112½° Bend with Lugs R/H	BR221RCI	10	16
Branches			
112½° Branch	BR218CI	10	16
135° Branch	BR220CI	10	16
Shoes & Bracket			
Shoe with Lugs	BR216LCI	10	16
Anti-Splash Shoe with Lugs	BR212LCI	10	16
Handed Shoe with Lugs L/H	BR214LCI	10	16
Handed Shoe with Lugs R/H	BR214RCI	10	16
Downpipe Bracket	BR207LCI	10	16
Lug Fixing Pack & Spacer Pack			
Lug Fixing Pack (Pack contains 10 x 55mm Screws and Wall Plugs)	BRFP55CI	1	16
5mm Spacer for use with Cast Iron Effect Pipe-work (Pack contains 10 x 5mm Spacers)	BRSP1CI	1	16




\*Cascade items sold singly.  
 #Please refer to page 22 for colour code.

DESCRIPTION	CODE	PACK QTY*	PG
-------------	------	-----------	----

### Cascade 68mm Corner Round Downpipe Cast Iron Effect Downpipe

Downpipes			
1.8m Corner Socketed Pipe with Lugs	BR2518LCI	5	15
2.5m Corner Socketed Pipe with Lugs	BR2525LCI	5	15
Connector			
Coupler & Lugs	BR2506LCI	10	16
Shoe & Bracket			
Corner Shoe with Lugs	BR2516LCI	10	16
Downpipe Bracket	BR2507LCI	10	16
Hopper			
Corner Ogee Hopper Small	BRH15	10	16



### Wall Planters

Wall Planters			
Small Ogee Planter	BRP1	1	16
Medium Ogee Planter	BRP2	1	16
Bath Planter	BRP3	1	16
Gothic Planter	BRP4	1	16
Long Box Planter	BRP5	1	16
Long Box Planter Dated**	BRP5D	1	16
Long Box Planter with Tudor Rose	BRP5TR	1	16
Short Box Planter	BRP6	1	16
Short Box Planter Dated**	BRP6D	1	16
Short Box Planter with Tudor Rose	BRP6TR	1	16



\*\*Please state required date with order, made specially to order.

### Accessories

Rainwater Diverter			
Rainwater Diverter	BR222CI	1	16



\*Cascade items sold singly.  
#Please refer to page 22 for colour code.

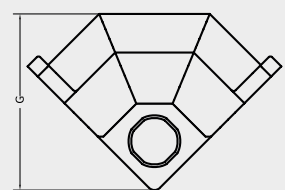
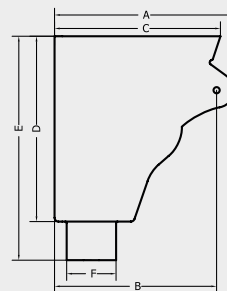
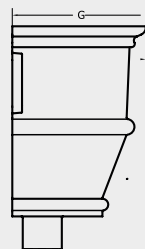
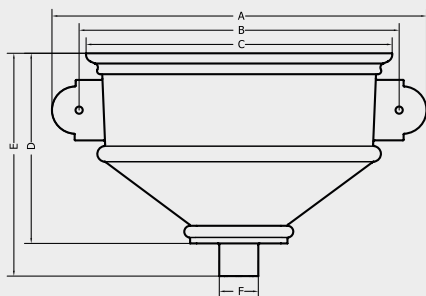
# Cascade Hoppers

Hoppers add uniqueness to projects. Choose from classic Ogee, Gothic or Bath hopper designs. Or long and small hopper options can be customised with a motif - Lion, Tudor Rose, Leaf, Gargoyle, Leaf, Fleur de Lys or personalised with a date (please state date with order).



## HOPPER DIMENSIONS

Hopper Style	A (mm)	B (mm)	C (mm)	D (mm)	E (mm)	F	G (mm)
BRH1	290	250	255	202	236	68mm Range	170
BRH2	326	280	295	218	245	68/65mm Range	201
BRH3	380	315	261	326	364	68/65mm Range	150
BRH4	370	266	280	370	394	68/65mm Range	180
BRH5/D/LN/TR/FLS/SL/G	540	492	460	287	332	68/65mm Range	198
BRH6/D/LN/TR/G/FDL/LF	386	320	318	226	270	68/65mm Range	180
BRH54	590	514	462	296	330	105mm Range	198
BRH55/LN/WI	463	378	360	362	420	105mm Range	207
BRH84/LN/WI	463	378	360	362	420	100mm x 75mm Range	207
BRH15	232	210	215	240	290	68mm Corner Range	228



DESCRIPTION	CODE	PACK QTY*	PG
-------------	------	-----------	----

### Cascade Hoppers Cast Iron Effect suitable for 65mm Square & 68mm Round Downpipes

Ogee Hoppers			
Ogee Hopper Small	BRH1	10	16
Ogee Hopper Medium	BRH2	5	16
Bath & Gothic Hoppers			
Bath Hopper	BRH3	8	16
Gothic Hopper	BRH4	8	16
Long Hoppers			
Long Undated Hopper	BRH5	4	16
Long Hopper Dated**	BRH5D	1	16
Long Hopper With Four Leaf Square	BRH5FLS	4	16
Long Hopper with Gargoyle	BRH5G	4	16
Long Hopper with Lion	BRH5LN	4	16
Long Hopper with Shell	BRH5SL	4	16
Long Hopper with Tudor Rose	BRH5TR	4	16
Small Hoppers			
Small Undated Hopper	BRH6	10	16
Small Hopper Dated**	BRH6D	1	16
Small Hopper with Fleur De Lys	BRH6FDL	10	16
Small Hopper with Gargoyle	BRH6G	10	16
Small Hopper with Leaf	BRH6LF	10	16
Small Hopper with Lion	BRH6LN	10	16
Small Hopper with Tudor Rose	BRH6TR	10	16



BRH2



BRH3



BRH4



BRH5



BRH5D



BRH6



BRH6LN



BRH6TR



BRH5FLS



BRH5SL



BRH5G



BRH6FDL



BRH6LF

Please refer to page 28 for hopper dimensions.

\*Cascade items sold singly.

#Please refer to page 22 for colour code.

\*\*State date with order.



DESCRIPTION	CODE	PACK QTY*	PG
-------------	------	-----------	----



# Cascade High Capacity

## Cascade 170mm Deepstyle Gutter Cast Iron Effect Gutter




Gutters			
2m Gutter	BR091CI	5	15
4m Gutter	BR092CI	5	15
Brackets			
Fascia Bracket	BR093CI	10	16
Union Bracket	BR094CI	10	16
Outlet & Stopends			
Running Outlet	BR095CI	10	16
Internal Stopend	BR096CI	10	16
External Stopend	BR097CI	10	16
Gutter Angles			
90° Angle	BR098CI	10	16
Fabricated Angle	BR9CI	FAB	16
Spare Gutter Clip	BR090CI	10	16
Rise & Fall Brackets			
Rise & Fall Bracket (Coated Black only)	BRF9CI	1	16
Rise & Fall Bracket (Galv)	BRF9	1	12




# View the Cascade installation video

Find out more at [brettmartin.com](http://brettmartin.com)



\*Cascade items sold singly.  
#Please refer to page 22 for colour code.

DESCRIPTION	CODE	PACK QTY*	PG
<b>Downpipe</b>			
1.8m Socketed Pipe with Lugs	BR9018LCI	1	15
<b>Connectors</b>			
Pipe Coupler with Lugs	BR906LCI	5	16
Plain Coupler	BR906CI	5	16
<b>Offsets</b>			
115mm Offset	BR9115CI	5	16
150mm Offset	BR9150CI	5	16
230mm Offset	BR9230CI	5	16
305mm Offset	BR9305CI	5	16
380mm Offset	BR9380CI	5	16
455mm Offset	BR9455CI	5	16
<b>Bends</b>			
92½° Bend	BR908CI	5	16
112½° Bend	BR909CI	5	16
135° Bend	BR919CI	5	16
<b>Branch</b>			
112½° Branch	BR918CI	5	16
<b>Shoe &amp; Bracket</b>			
Shoe with Lugs	BR916LCI	5	16
Downpipe Bracket	BR907LCI	10	16
<b>Hoppers</b>			
Long Undated Hopper	BRH54	5	16
Bath Hopper Plain	BRH55	3	16
Bath Hopper Dated**	BRH55D	1	16
Bath Hopper Lion	BRH55LN	3	16
Bath Hopper Windowed	BRH55WI	3	16
Please refer to page 26 for hopper dimensions.			
<b>Lug Fixing Pack &amp; Spacer Pack</b>			
Lug Fixing Pack (Pack contains 10 x 75mm Screws and Wall Plugs)	BRFP75CI	1	16
5mm Spacer for use with Cast Iron Effect Pipe-work (Pack contains 10 x 5mm Spacers)	BRSP1CI	1	16



\*Cascade items sold singly.  
 #Please refer to page 22 for colour code.  
 \*\*State date with order.

DESCRIPTION	CODE	PACK QTY*	PG	
<b>Downpipe</b>				
1.8m Socketed Pipe with Lugs	BR8018LCI	4	15	 BR8018LCI
<b>Adaptor</b>				
Gutter Adaptor to 100mm x 75mm	BR8033CI	10	16	 BR8033CI
<b>Connector</b>				
Coupler with Lugs	BR806LCI	1	16	 BR806LCI
<b>Offsets</b>				
Adjustable Front Projection Offset	BR8000CI	1	16	 BR8000CI
Adjustable Side Projection Offset (min offset 120mm, max 455mm)	BR8001CI	1	16	
<b>Shoe &amp; Bracket</b>				
Shoe with Lugs	BR816LCI	10	16	 BR807LCI BR816LCI
Downpipe Bracket	BR807LCI	10	16	
<b>Bends</b>				
112½° Bend	BR809CI	5	16	 BR809CI
112½° Side Offset Bend	BR821CI	5	16	
<b>Branch</b>				
112½° Branch	BR818CI	5	16	 BR818CI
<b>Hoppers</b>				
Bath Hopper Plain	BRH84	3	16	 BRH84LN BRH84WI
Bath Hopper Dated**	BRH84D	1	16	
Bath Hopper Lion	BRH84LN	3	16	
Bath Hopper Windowed	BRH84WI	3	16	
Please refer to page 26 for hopper dimensions.				
<b>Lug Fixing Pack &amp; Spacer Pack</b>				
Lug Fixing Pack (Pack contains 10 x 75mm Screws and Wall Plugs)	BRFP75CI	1	16	 BRFP75CI BRSP1CI
5mm Spacer for use with Cast Iron Effect Pipe-work (Pack contains 10x5mm Spacers)	BRSP1CI	1	16	

\*Cascade items sold singly.

\*\*Please refer to page 22 for colour code.

DESCRIPTION	CODE	PACK QTY*	PG
-------------	------	-----------	----



# Cascade Push-Fit Soil

## Cascade 110mm Push-fit Soil System Cast Iron Effect Soil Range†

Pipe, Single Ring Seal Socket			
2.5m S/S Soil Pipe	BS413CI	1	15
<b>Shrouds††</b>			
Optional Socket Shroud with Lugs (Fit Over Socket)†	BSS1LCI	5	16
Optional Socket Shroud Plain (Fit Over Socket)†	BSS2CI	5	16
<b>Pipe Connector &amp; Coupling</b>			
Double Socket Soil Pipe Connector	BS406CI	10	16
<b>Bends &amp; Branches</b>			
92½° Single Socket Bend	BS420CI	10	16
112½° Single Socket Bend	BS421CI	10	16
500mm Long Offset Pipe	BS500CI	2	16
92½° Double Socket Bend	BS480CI	10	16
135° Double Socket Bend	BS482CI	10	16
92½° Double Socket Branch Without Bosses	BS417CI	5	16
92½° Double Socket Four Boss Branch	BS451CI	5	16
<b>Access Fittings</b>			
Single Socket Access Pipe	BS410CI	5	16
92½° Single Socket Access Bend	BS436CI	5	16
<b>Boss Pipe</b>			
Single Socket Triple Boss Pipe	BS445CI	10	16
<b>Terminal Fittings</b>			
110mm Vent Cowl	BS427CI	10	16
Weathering Collar	BS428CI	10	16
<b>Brackets</b>			
Pipe Bracket	BS407LCI	10	16
Pipe Bracket with Lugs	BS437LCI	10	16
<b>Waste Adaptors</b>			
32mm Rubber Waste Adaptor	BW1	1	18
40mm Rubber Waste Adaptor	BW2	1	18
50mm Rubber Waste Adaptor	BW3	1	18
<b>Lubricant</b>			
Lubricant Gel 0.5Kg	B9333	1	2

†Additional fittings may be made available to special order, price on application.

††Shroud replicates Cast Iron socket. Fit BSS1LCI over Pipe Socket & Bracket (BS407LCI) whilst BSS2CI fits around socket of fittings.

\*Cascade items sold singly. Please refer to page 22 for colour code.

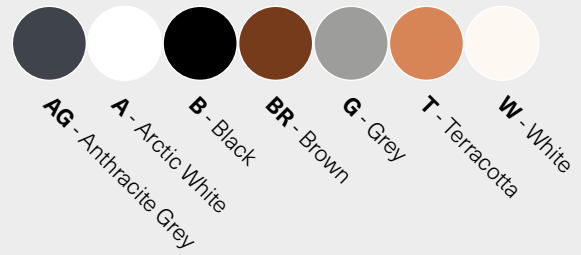


# Rainwater Gloss Finish

## uPVC Gutters, Fittings & Downpipes

This Rainwater range in a modern gloss finish comes in up to seven colours and in five gutter profiles to ensure there's a rainwater solution for every building type from small bungalows and large apartment blocks to industrial sheds.

## Colour Range





DESCRIPTION	CODE	PACK QTY	COLOUR	PG
-------------	------	----------	--------	----

### 106mm Prostyle uPVC Gutter & Fittings



Gutters						
4m Gutter	BR082	4	B W BR A AG	10		BR082
Brackets						
Fascia Bracket	BR083	10	B W BR A AG	12		BR083
Top Hung Fascia Bracket	BR833	10	B W BR A AG	12		BR833
Union Bracket	BR084	10	B W BR A AG	12		BR084
Outlets & Stopends						
Fascia Bracket	BR083	10	B W BR A AG	12		BR083
Top Hung Fascia Bracket	BR833	10	B W BR A AG	12		BR833
Union Bracket	BR084	10	B W BR A AG	12		BR084
Left Hand External Stopend	BR087L	10	B W BR A AG	12		BR085
Right Hand External Stopend	BR087R	10	B W BR A AG	12		BR856L
						BR087L
Gutter Angles						
External 90° Angle	BR088E	10	B W BR A AG	12		BR088/150E
Internal 90° Angle	BR088I	10	B W BR A AG	12		
External 45° Angle	BR089E	10	B W BR A AG	12		
Internal 45° Angle	BR089I	10	B W BR A AG	12		
External 150° Angle	BR088/150E	10	B W BR A AG	12		
Fabricated Gutter Angle	BR8	FAB	B W BR A AG	12		
Spare Gutter Clip	BR080	10	B W BR A AG	12		
Spare Gutter Seal	2666	10	B	41		
						BR0881
Rise & Fall and Rafter Brackets						
Rise & Fall Bracket	BRF8	1	Galv	16		BRF8
Rafter Top Gutter Bracket*	BRT5	1	Galv	12		BRT5
Rafter Side Gutter Bracket*	BRS5	1	Galv	12		BRS5

\*Requires Fascia Bracket

# We Care


We're investing in our own wind and solar resources to generate the low carbon energy used to produce our comprehensive product range.





DESCRIPTION	CODE	PACK QTY	COLOUR	PG
-------------	------	----------	--------	----

### 112mm Roundstyle uPVC Gutter & Fittings



Gutters				
2m Gutter	BR041	10	B G W BR A AG	10
4m Gutter	BR042	5	B G W BR A AG	10
Brackets				
Fascia Bracket	BR043	10	B G W BR A AG	12
Union Bracket	BR044	10	B G W BR A AG	12
Outlets & Stopends				
Running Outlet	BR045	10	B G W BR A AG	12
Internal Stopend	BR046	10	B G W BR A AG	12
External Stopend	BR047	10	B G W BR A AG	12
Stopend Outlet	BR456	10	B G W BR A AG	12
Gutter Angles				
90° Gutter Angle	BR048	10	B G W BR A AG	12
120° Gutter Angle	BR048/120	10	B G W BR A AG	12
135° Gutter Angle	BR049	10	B G W BR A AG	12
Fabricated Gutter Angle	BR4	FAB	B G W BR A AG	12
Spare Gutter Clip	BR040	10	B G W BR A AG	12
Spare Gutter Seal	2631	10	B	41
Gutter Adaptors				
Roundstyle to Half Round Adaptor	BR491	1	B G W BR A AG	12
Roundstyle To Ogee Adaptor RH	BR492	1	B G W BR A AG	12
Roundstyle To Ogee Adaptor LH	BR493	1	B G W BR A AG	12
Rise & Fall and Rafter Brackets				
Rise & Fall Bracket 310mm Drive In Spike	BRF4	1	GALV	12
Rafter Top Gutter Bracket*	BRT5	1	GALV	12
Rafter Side Gutter Bracket*	BRS5	1	GALV	12

\*Requires Fascia Bracket

### 114mm Squarestyle uPVC Gutter & Fittings



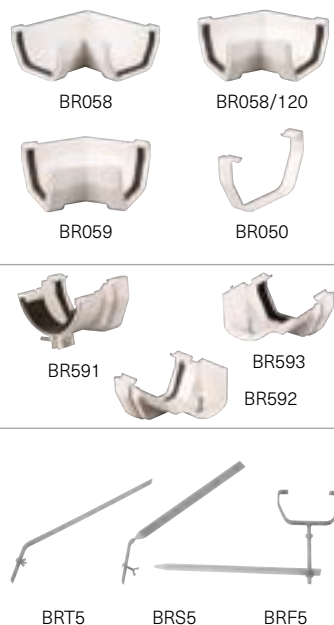
Gutters				
2m Gutter	BR051	4	B W BR A	10
4m Gutter	BR052	4	B W BR A	10
Brackets				
Fascia Bracket	BR053	10	B W BR A	12
Union Bracket	BR054	10	B W BR A	12
Outlets & Stopends				
Running Outlet	BR055	10	B W BR A	12
Stopend Outlet	BR556	10	B W BR A	12
Internal Stopend	BR056	10	B W BR A	12
External Stopend	BR057	10	B W BR A	12

DESCRIPTION	CODE	PACK QTY	COLOUR	PG
-------------	------	----------	--------	----

### 114mm Squarestyle uPVC Gutter & Fittings (Continued)



Gutter Angles				
90° Gutter Angle	BR058	10	B W BR A	12
120° Gutter Angle	BR058/120	10	B W BR A	12
135° Gutter Angle	BR059	10	B W BR A	12
Fabricated Gutter Angle	BR5	FAB	B W BR A	12
Spare Gutter Clip	BR050	10	B W BR A	12
Spare Gutter Seal	2652	10	B	41
Gutter Adaptors				
To Half Round	BR591	1	B W BR A	12
To Ogee RH**	BR592	5	W	12
To Ogee LH**	BR593	5	W	12
Rise & Fall and Rafter Brackets				
Rise & Fall Bracket 310mm Drive In Spike	BRF5	1	GALV	12
Rafter Top Gutter Bracket*	BRT5	1	GALV	12
Rafter Side Gutter Bracket*	BRS5	1	GALV	12



\*Requires Fascia Bracket  
 \*\*Natural Aluminium body with coloured strap.

### 115mm Deepstyle uPVC Gutter & Fittings



Gutters				
4m Gutter	BR072	5	B G W BR A AG	10
Brackets				
Fascia Bracket	BR073	10	B G W BR A AG	12
Union Bracket	BR074	10	B G W BR A AG	12
Outlets & Stopends				
Running Outlet	BR075	10	B G W BR A AG	12
Internal Stopend	BR076	10	B G W BR A AG	12
External Stopend	BR077	10	B G W BR A AG	12
Gutter Angles				
90° Gutter Angle	BR078	10	B G W BR A AG	12
120° Gutter Angle	BR078/120	10	B G W BR A AG	12
135° Gutter Angle	BR079	10	B G W BR A AG	12
Fabricated Gutter Angle	BR7	FAB	B G W BR A AG	12
Spare Gutter Clip	BR070	10	B G W BR A AG	12
Spare Gutter Seal	2652	10	B	41
Rise & Fall and Rafter Brackets				
Rise & Fall Bracket 310mm Drive In Spike	BRF7	1	GALV	12
Rafter Top Gutter Bracket*	BRT5	1	GALV	12
Rafter Side Gutter Bracket*	BRS5	1	GALV	12




\*Requires Fascia Bracket

DESCRIPTION	CODE	PACK QTY	COLOUR	PG
-------------	------	----------	--------	----

### Rainwater Accessories

Gutter Protection System				
Gutter Protector System 5 Metre Pack*	GPS1	1	B	12
Porcupipe Bristle Gutter Protector Priced per 2m length	BRP16CI	8	B W	16
(Not suitable for use with 106mm Prostyle Gutter or 170mm Deepstyle)				
Rainwater Diverter				
Rainwater Diverter	BR222	1	B W	12

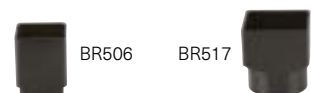


### 65mm Square Downpipe uPVC Downpipe & Fittings

Downpipes, Plain Ended				
2.5m P/E Downpipe	BR501	9	B W BR A AG	11
4m P/E Downpipe	BR503	9	B W BR A AG	11
5.5m P/E Downpipe	BR504	6	B W BR A AG	11
Connector & Adaptor				
Downpipe Connector	BR506	10	B W BR A AG	12
Square To Round Adaptor	BR517	10	B W BR A AG	12
Bends & Shoe				
112½° Offset Downpipe Bend	BR509	10	B W BR A AG	12
92½° Downpipe Bend	BR508	10	B W BR A AG	12
Downpipe Shoe	BR516	10	B W BR A AG	12
Branch, Head & Bracket				
112½° Downpipe Branch	BR518	10	B W BR A AG	12
Universal Downpipe Rainwater Head	BR311	5	B W BR A AG	12
Downpipe Bracket	BR507	10	B W BR A AG	12
Downpipe Bracket (Close Fit)	BR527	10	B W BR A AG	12
Drain Connectors				
Universal Adaptor (Pipe)**	B4801	35	Rubber	2
Universal Adaptor (Socket) 110mm**	B4901	35	Rubber	2
Downpipe Drain Connector	BR520	1	B BR W	12



BR501 / BR503 / BR504



B4901

\*\* Use rainwater adaptor BR517 to connect to square pipe.

\*Requires Fascia Bracket



DESCRIPTION	CODE	PACK QTY	COLOUR	PG
-------------	------	----------	--------	----

### 68mm Round Downpipe uPVC Downpipe & Fittings

Downpipes, Plain Ended				
2.5m P/E Downpipe	BR201	10	B G W BR A AG	11
4m P/E Downpipe	BR203	10	B G W BR A AG	11
5.5m P/E Downpipe	BR204	5	B G W BR A AG	11
BR201 / BR203 / BR204				
Connector & Bracket				
Downpipe Connector	BR206	10	B G W BR A AG	12
Downpipe Bracket	BR207	10	B G W BR A AG	12
BR206 BR207				
Bends				
112½° Offset Downpipe Bend	BR209	10	B G W BR A AG	12
92½° Downpipe Bend	BR208	10	B G W BR A AG	12
BR208 BR209				
Shoe, Head & Access Pipe				
Downpipe Shoe	BR216	10	B G W BR A AG	12
Downpipe Rainwater Head	BR311	5	B G W BR A AG	12
Access Pipe	BR210	10	B G	12
BR216 BR311 BR210				
Branch				
112½° Downpipe Branch	BR218	10	B G W BR A AG	12
BR218				
Drain Connectors				
110mm x 68mm Drain Connector Reversed	BR220R	10	B G W BR A AG	2
110mm x 68mm Rainwater Pipe Adaptor	BR223	10	B	2
110mm Universal Adaptor (Pipe)	B4801	35	Rubber	2
110mm Universal Adaptor (Socket)	B4901	35	Rubber	2
BR223				

### 170mm Deepstyle uPVC Industrial Downpipe & Fittings



Deepstyle 170


Gutters				
2m Gutter	BR091	4	B G	13
4m Gutter	BR092	4	B G	13
BR091 / BR092				
Brackets				
Fascia Bracket	BR093	10	B G	14
Union Bracket	BR094	4	B G	14
BR093 BR094				
Outlet & Stopends				
Running Outlet	BR095	2	B G	14
Internal Stopend	BR096	10	B G	14
External Stopend	BR097	10	B G	14
BR095 BR096 BR097				
Gutter Angles				
90° Internal Angle	BR098	2	B G	14
Non-Standard Angles (Available On Request)	BR9	FAB	B G	14
Spare Gutter Clip	BR090	10	B G	14
Spare Gutter Seal	2632	10	B	41
BR098 BR090				
Rise & Fall Bracket				
Rise & Fall Bracket 350mm Drive In Spike	BRF9	1	Galv	14
BRF9				

DESCRIPTION	CODE	PACK QTY	COLOUR	PG	
<b>Downpipe, Single Socket</b>					 <p>BS413/414/415/430</p>
2.5m S/S Pipe	BS413	2	B G	17	
3m S/S Pipe	BS414	2	B G W	17	
4m S/S Pipe	BS415	2	B G W	17	
6m S/S Pipe	BS430	2	B G	17	
<b>Couplers &amp; Outlet</b>					 <p>BS406 BS478 BS432 BR499 BS433</p>
Double Socket Coupler	BS406	20	B G W	18	
Single Socket Coupler	BS432	20	B G W	18	
Double Socket Slip Coupler	BS478	10	B G W	18	
110mm to 117mm Asbestos Cement Gutter Outlet	BS433	10	B G	14	
Flat Gutter Outlet	BR499	10	B G	14	
<b>Brackets</b>					 <p>BS407 BS438 BR450 BS438</p>
Double Fixing Pipe Bracket	BS407	10	B G W	18	
Single Fixing Pipe Bracket	BS438	10	B G	18	
Metal Pipe Bracket	BR450	5	GALV	18	
<b>Bends, Single Socket</b>					 <p>BS408 BS409 BS420 BS421 BS422 BS421 BS422 BS424 BS436</p>
112½° S/S Top Offset Bend	BS408	10	B G W	18	
112½° S/S Bottom Offset Solvent Bend	BS409	10	B G W	18	
92½° S/S Bend	BS420	10	B G W	18	
112½° S/S Bend	BS421	10	B G W	18	
135° S/S Bend	BS422	15	B G W	18	
92½° S/S Access Bend	BS436	1	B G W	18	
0°-30° Adjustable S/S Bend	BS424	15	G	18	
<b>Bends, Double Socket</b>					 <p>BS480 BS482</p>
92½° D/S Bend	BS480	10	B G W	18	
135° D/S Double Socket Bend	BS482	15	B G W	18	
<b>Shoe, Head &amp; Access Pipe</b>					 <p>BS416 BS411 BS410</p>
Downpipe Shoe	BS416	15	B G	14	
Rainwater Head	BS411	1	B G	14	
Single Socket Access Pipe	BS410	1	B G W	18	
<b>Branches</b>					 <p>BS417 BS457 BS419 BS447</p>
92½° Double Socket Branch Without Bosses	BS417	7	B G W	18	
92½° Triple Socket Branch Without Bosses	BS457	7	B G	18	
135° Double Socket Branch Without Bosses	BS419	5	B G W	18	
92½° Double Socket Access Branch	BS447	1	B G	18	


DESCRIPTION	CODE	PACK QTY	COLOUR	PG
-------------	------	----------	--------	----

### 110mm Industrial Downpipe uPVC Pipe & Fittings (Continued)

Drain Connector				
110mm Soil Pipe to 160mm Drain Connector	BS423	15	B G	18
uPVC to Cast Iron & Salt Glaze Drain Connector	BS434	20	B G	18



BS423



BS434

### 160mm Industrial Downpipe uPVC Pipe & Fittings

Downpipe, Single Socket				
3m S/S Pipe	BS623	1	B G	17
4m S/S Pipe	BS624	1	B G	17
6m S/S Pipe	BS625	1	G	17



BS623/624/625

Connectors & Bracket				
Double Socket Pipe Connector	BR627	6	B G	14
Single Socket Pipe Connector	BR607	6	G	14
uPVC To Cast Iron & Salt Glaze Drain Connector	BR621	6	G	14
160mm To 178mm A C Gutter Outlet	BR628	6	G	14
Single Fixing Soil Pipe Bracket	BR619	10	B G	14
Metal Pipe Bracket	BR620	5	Galv	



BR627



BR628



BR607



BR619

Offset Bends, Single Socket				
112½° S/S Top Offset Bend	BR630	4	B G	14
112½° S/S Solvent Bottom	BR631	4	B G	14



BR630



BR631

Bends, Single Socket				
92½° S/S Bend	BR608	4	B G	14
112½° S/S Bend	BR609	5	B G	14
135° S/S Bend	BR610	5	B G	14



BR608



BR609

Branches, Double Socket				
92½° D/S Branch Without Bosses	BR615	5	B G	14
160 / 110 x 135° D/S Branch Without Bosses	BR616	5	B G	14
160 / 160 x 135° D/S Branch Without Bosses	BR617	5	G	14



BR615



BR616



BR617

Access Pipe				
Single Socket Access Pipe	BS629	5	B G	18



BS629

Shoe				
Downpipe Shoe	BR611	5	B G	14




BR611

DESCRIPTION	CODE	PACK QTY	COLOUR	PG
-------------	------	----------	--------	----

### 200mm Industrial Downpipe uPVC Pipe & Fittings\*

Downpipe, Single Socket EN 1401-1				
3m S/S Pipe	B20003	1	T	PIPES
6m S/S Pipe	B20006	1	T	PIPES
Connectors & Bracket				
Double Socket Pipe Connector	B20021	1	T	7
uPVC To Cast Iron & Salt Glaze Drain Connector	B20108	1	T	7
Metal Pipe Bracket	BR819	1	Galv	14
Bends, Single Socket				
87½° S/S Bend	B20870	1	T	7
45° S/S Bend	B20450	1	T	7
Branches, Double Socket				
200mm x 110mm x 45° D/S Branch	B20110	1	T	7
200mm x 160mm x 45° D/S Branch	B20160	1	T	7
200mm x 200mm x 45° D/S Branch	B20200	1	T	7
Shoe				
Downpipe Shoe	BR811	1	T	14



\*200mm Pipe and Fittings must be painted to protect against colour fading if fitted externally.

## Technical Guide

Need more technical information?

Download the Rainwater  
Technical Guide at

**brettmartin.com**



View Guide








### **Perfectly Colour Matched**

With a growing trend for windows, doors, fascias and other building accessories in Anthracite Grey, a selection of Brett Martin's Rainwater Systems has been perfectly colour matched to RAL 7016 to ensure a harmonised Anthracite Grey rainwater solution that adds the perfect finishing touch to your property.










# SOIL

A range that includes pipes and fittings in both push-fit and solvent options, for all domestic and commercial applications.

## Colour Range

---



## Diameters

---



## Contents


---

<b>46</b>	110mm Push-Fit Soil	<b>49</b>	110mm Solvent Soil
<b>48</b>	160mm Push-Fit Soil	<b>50</b>	Ancillary Items

DESCRIPTION	CODE	PACK QTY	COLOUR	PG
-------------	------	----------	--------	----

### 110mm Push-Fit Soil uPVC Soil Pipe & Fittings

Pipes, Single Socket				
2.5m S/S Soil Pipe EN 1329-1	BS413	2	B G	17
3m S/S Soil Pipe EN 1329-1	BS414	2	B G W	17
4m S/S Soil Pipe EN 1329-1	BS415	2	B G W	17
6m S/S Soil Pipe EN 1329-1	BS430	2	B G	17
3m S/S Soil Pipe LG 1977	LG03	50	B G	17
4m S/S Soil Pipe LG 1977	LG04	50	B G	17
6m S/S Soil Pipe LG 1977	LG06	50	B G	17
Couplers EN 1329-1				
Double Socket Coupler	BS406	20	B G W	18
Single Socket Coupler	BS432	20	B G W	18
Double Socket Slip Coupler	BS478	20	B G W	18
Bends, Single Socket EN 1329-1				
92½° S/S Bend	BS420	10	B G W	18
112½° S/S Bend	BS421	10	B G W	18
135° S/S Bend	BS422	15	B G W	18
0°-30° S/S Adjustable Bend	BS424	15	G	18
Offset Bends, Single Socket EN 1329-1				
112½° S/S Offset Bend	BS408	10	B G W	18
112½° S/S Solvent Bottom Offset Bend	BS409	10	B G W	18
Bends, Double Socket EN 1329-1				
92½° D/S Bend	BS480	10	B G W	18
135° D/S Bend	BS482	15	B G W	18
Branches EN 1329-1				
92½° Double Socket Branch without Bosses	BS417	7	B G W	18
135° Double Socket Branch without Bosses	BS419	5	B G W	18
92½° Double Socket Branch with 4 Bosses	BS451	5	B G W	18
104° Double Socket Branch with 2 Bosses	BS458	5	B G	18
92½° Triple Socket Branch without Bosses	BS457	7	B G	18
92½° Triple Socket Double Branch with 4 Bosses	BS490	1	B G	18
92½° Triple Socket Corner Branch	BS491	1	G	18
Access Fittings				
Single Socket Access Pipe	BS410	1	B G W	18
92½° Single Socket Access Bend	BS436	1	B G W	18
92½° Double Socket Access Branch	BS447	1	B G	18
Access Plug EN 1329-1	BS431	1	B G W	18
Socket Plug EN 1329-1	BS439	35	B G	18



BS413/414/415/430



DESCRIPTION	CODE	PACK QTY	COLOUR	PG
-------------	------	----------	--------	----

### 110mm Push-Fit Soil uPVC Soil Pipe & Fittings (Continued)

Brackets				
Double Fixing Pipe Bracket EN 1329-1	BS407	10	B G W	18
Single Fixing Pipe Bracket	BS438	10	B G	18
Metal Pipe Bracket	BR450	5	Galv	18
Bosses, Connectors & Manifold				
Single Socket Triple Boss Pipe	BS445	1	B G W	18
Double Solvent Short Boss Pipe EN 1329-1	BS425	1	B G W	18
50mm Strap On Boss EN 1329-1	BS426	10	B G W	18
Waste Inlet Manifold	BS435	1	G	18
50mm Seal Accepts Push-Fit Waste	BS441	10	G	18
50mm Socket Accepts Solvent Waste	BS442	10	B G	18
160mm Drain Connector	BS423	15	B G	18
Cast Iron & Salt Glaze Drain Connector	BS434	20	B G	18
Terminal Fittings & Air Admittance Valve				
Vent Cowl	BS427	10	B G W	18
Weathering Collar	BS428	10	B G W	18
Weathering Slate	BS429	1	Alum	18
Extract Cowl	BS497	1	B G W	18
Air Admittance Valve (internal use only)	BS487	1	B G W GO	43

## Cascade Push-Fit 110mm Soil System

Brett Martin's Cast Iron Effect Cascade Push-Fit 110mm Soil System complements the Cascade rainwater range and is designed to replicate real cast iron in every way. The system is available in 8 heritage colour options.

**FOR DETAILS OF THE RANGE SEE PAGE 33** >



DESCRIPTION	CODE	PACK QTY	COLOUR	PG
-------------	------	----------	--------	----

### 160mm Push-Fit Soil uPVC Soil Pipe & Fittings

Pipes, Single Socket EN 1329-1				
3m S/S Soil Pipe	BS623	1	B G	17
4m S/S Soil Pipe	BS624	1	B G	17
6m S/S Soil Pipe	BS625	1	G	17
Pipe Coupler, Connector & Brackets				
Double Socket Pipe Coupler	BR627	6	B G	14
Single Socket Pipe Connector	BR607	6	G	14
Single Fixing Pipe Bracket	BR619	10	G	14
Metal Pipe Bracket	BR620	5	Galv	14/065
Offset Bends, Single Socket				
112½° S/S Top Offset Bend	BR630	4	B G	14
112½° S/S Solvent Bottom Offset Bend	BR631	4	B G	14
Bends, Single Socket				
92½° S/S Bend	BR608	4	B G	14
112½° S/S Bend	BR609	5	B G	14
135° S/S Bend	BR610	5	B G	14
Branches, Double Socket				
92½° D/S Branch Without Bosses	BR615	5	B G	14
160 / 110 x 135° D/S Branch Without Bosses	BR616	5	B G	14
160 / 160 x 135° D/S Branch Without Bosses	BR617	5	G	14
Access Pipe EN 1329-1				
Single Socket Access Pipe	BS629	5	G	18
Bosses & Connectors				
Drain Connector EN 1329-1	BS423	5	G	18
Cast Iron & Salt Glaze Drain Connector	BR621	6	G	14
50mm Strap On Boss	BS626	6	G	18
Terminal Fittings				
Vent Cowl	BS627	1	G	18
Weathering Collar	BS628	1	G	18









# Technical Guide

Download the Soil & Waste Technical Guide at [brettmartin.com](http://brettmartin.com)

View Guide

\* Fixings Included.

DESCRIPTION	CODE	PACK QTY	COLOUR	PG	
<b>Pipes, Plain Ended EN 1329-1</b>					
2.5m P/E Soil Pipe	BS402	2	B	17	
3m P/E Soil Pipe	BS403	2	B W GO	17	
4m P/E Soil Pipe	BS404	2	B W GO	17	
<b>Couplers &amp; Connector EN 1329-1</b>					
Double Socket Coupler	BS406	20	B W GO	18	
Single Socket Connector	BS432	20	B GO	18	
Double Socket Solvent Coupler	BS460	20	B GO	18	
<b>Bends EN 1329-1</b>					
92½° Double Socket Solvent Bend	BS473	8	B W GO	18	
135° Double Socket Solvent Bend	BS474	10	B GO	18	
135° Single Socket Solvent Bend	BS484	10	B GO	18	
92½° Long Solvent Bend	BS479	10	B W GO	18	
<b>Offset Bends, Single Socket EN 1329-1</b>					
112½° S/S Top Offset Solvent Bend	BS408	10	B W GO	18	
112½° S/S Bottom Offset Solvent Bend	BS409	10	B W GO	18	
<b>Branches, Double Socket EN 1329-1</b>					
92½° D/S Solvent Branch without Bosses	BS461	7	B GO	18	
92½° D/S Solvent Branch with 4 Bosses	BS453	5	B GO	18	
104° D/S Solvent Branch with without Bosses	BS468	5	B GO	18	
<b>Branches, Triple Socket EN 1329-1</b>					
92½° T/S Solvent Branch without Bosses	BS467	7	B GO	18	
92½° T/S Solvent Branch with 4 Bosses	BS452	5	B GO	18	
<b>Brackets</b>					
Single Fixing Pipe Bracket EN 1329-1	BS438	10	B GO	18	
Double Fixing Pipe Bracket EN 1329-1	BS407	10	B W GO	18	
Metal Pipe Bracket	BR450	5	Galv	18	
<b>Bosses EN 1329-1</b>					
Double Short Boss Solvent Pipe	BS425	1	B W GO	18	
50mm Strap On Boss	BS426	10	B W GO	18	
<b>Access Fittings</b>					
Access Plug EN 1329-1	BS431	1	B W GO	18	
92½° Triple Socket Solvent Access Branch	BS475	1	B GO	18	
92½° Double Socket Solvent Access Branch	BS476	1	B GO	18	
Double Socket Solvent Access Pipe	BS477	1	B GO	18	
<b>Terminal Fittings &amp; Air Admittance Valve</b>					
Vent Cowl	BS427	10	B W GO	18	
Weathering Collar	BS428	10	B W GO	18	
Weathering Slate	BS429	1	Alum	18	
Air Admittance Valve	BS487	1	B W G GO	43	

DESCRIPTION	CODE	PACK QTY	COLOUR	PG
-------------	------	----------	--------	----

### Ancillary Items

Rubber Waste Adaptors (Push-Fit)				
32mm Rubber Waste Adaptor	BW1	1	B	18
40mm Rubber Waste Adaptor	BW2	1	B	18
50mm Rubber Waste Adaptor	BW3	1	B	18
2½° Angled Adaptors				
32mm Angled Adaptor	BW4	10	B G W GO	18
40mm Angled Adaptor	BW5	10	B G W GO	18
50mm Angled Adaptor	BW6	10	B G GO	18
32mm Solvent Adaptor	BW7	10	B G GO	18
40mm Solvent Adaptor	BW8	10	B G GO	18
50mm Solvent Adaptor	BW9	10	B G GO	18
WC Adaptors & Connectors				
Straight WC Adaptor	B5151	1	W	18
Bent WC Adaptor	B5152	1	W	18
Offset WC Adaptor	B5153	1	W	18
Extension Piece WC Adaptor	B5154	1	W	18
90° Pan Connector with Boss Inlet	B5155	1	W	18
14° Angled Pan Connector	B5156	1	W	18
Flexi Pan Connector 300mm - 500mm	B5157	1	W	18
90° Flexi Pan Connector with Boss Inlet 330mm - 500mm	B5158	1	W	18
Cleaning & Cements				
Solvent Cleaner 250ml	B9031			
Solvent Cement 250ml	B9021			
Solvent Cement 500ml	B9022			
Solvent Cement 250ml	B9021			
Solvent Cement 500ml	B9022			
Lubricants				
Lubricant Gel Tube 250ml	B9111	1		
Lubricant Gel 0.5kg	B9333	1		
Lubricant Gel 5kg	B9444	1		








### **The Perfect Cast Iron Effect Complement**

The 110mm Push-Fit Soil System in a cast iron effect finish perfectly complements the Cascade rainwater system. Much lighter and easier to install than real cast iron systems, Cascade offers all the benefits of modern materials and is more cost effective.

**SEE PAGE 33 FOR DETAILS.**









# ROOFING

A range of rooflights, sheet products and a new polycarbonate glazing system – Marlon R Glaze - to suit a wide range of roofing, cladding and glazing applications for commercial, industrial, agricultural, residential and DIY projects.

## Contents

---

- 54 Rooflights
- 58 Polycarbonate Roof Glazing Panel
- 60 Corrugated PVC Sheet
- 62 Flat Sheet
- 63 Bitumen Sheet

DESCRIPTION	CODE	PACK QTY	PG
-------------	------	----------	----



## Rooflights

### Mardome Polycarbonate Dome Rooflights

**Mardome Trade (Triple Skin Clear with 150mm PVC White Kerb)**

600mm x 600mm	MDM-T-LK060060FIX-X-DC3_01814027	1	73
750mm x 750mm	MDM-T-LK075075FIX-X-DC3_02234876	1	73
900mm x 900mm	MDM-T-LK090090FIX-X-DC3_01814031	1	73
1050mm x 1050mm	MDM-T-LK105105FIX-X-DC3_01814035	1	73
1200mm x 1200mm	MDM-T-LK120120FIX-X-DC3_01814039	1	73

**SPECIAL ORDER**

## Mardome Rooflights

Other sizes are available to order as well as options to satisfy project requirements for:

- Glazing (light transmission and thermal performance)
- Shape
- Kerb and fixing
- Acoustic performance
- Ventilation
- Opening Accessories

**Get in touch**

t: 048 9084 8999

e: sales@brettmartin.com



# Flat Glass

Choose Flat Glass for the optimum safe and secure daylighting option.

- Suitable for flat and low pitched roofs of 2° - 15°
- 9 standard sizes
- Bespoke sizes available to order up to 3600mm x 1650mm
- Flexibility with a choice of opening, ventilation, kerb and fixing options
- Glass specification\* is non fragile to CWCT TN-67
- Highly secure non-opening units have Secured by Design accreditation
- Laminated inner panes are standard, prioritising the safety of those below

\* For class 1 or 2 roofs depending on size and Class B non-fragile to ACR[M]001 when new and fully installed to Brett Martin installation guidelines.



## Standard Sizes

- 600mm x 600mm
- 750mm x 750mm
- 900mm x 600mm
- 900mm x 900mm
- 1000mm x 1000mm
- 1200mm x 600mm
- 1200mm x 900mm
- 1200mm x 1200mm
- 1500mm x 1000mm

## Get in touch

t: 048 9084 8999  
e: sales@brettmartin.com



Police Preferred Specification  
\*on fixed options



Glazing (Vertical)

**10** YEAR WARRANTY AVAILABLE

# Roof Lantern

The Brett Martin Roof Lantern is a hassle free way to improve the amount of daylight reaching living areas.

By reducing the number of parts required and the need for sealants within the lantern, we have simplified the installation process for a low maintenance, weathertight solution. A laminated inner pane ensures safety is a top priority to those below.

Precision aluminium castings

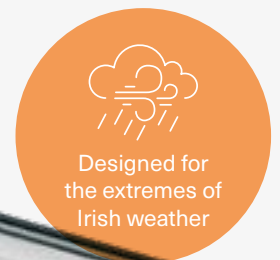
Slender aluminium frame

Laminated inner pane

Available in clear or blue solar control glazing options with self-clean coating

Low-E insulated double glazing

Aluminium frame powder coated internally and externally in combinations of RAL 7016 grey, RAL 9010 white and RAL 9005 black



Glazing (Vertical)

**10** YEAR WARRANTY AVAILABLE

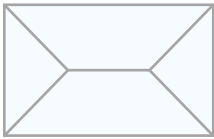


# PRODUCT OPTIONS

Available in sizes up to 3m x 2m.

## Standard Sizes

### Contemporary 4 Panel Lantern



- 1500mm x 1000mm

---

- 2000mm x 1000mm

---

- 2000mm x 1500mm

---

- 2500mm x 1000mm

---

- 2500mm x 1500mm

---

- 2500mm x 2000mm

---

- 3000mm x 1000mm

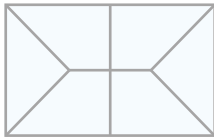
---

- 3000mm x 1500mm

---

- 3000mm x 2000mm

### Classic 6 Panel Lantern



- 1500mm x 1000mm

---

- 2000mm x 1000mm

---

- 2000mm x 1500mm

---

- 2500mm x 1000mm

---

- 2500mm x 1500mm

---

- 2500mm x 2000mm

---

- 3000mm x 1000mm

---

- 3000mm x 1500mm

---

- 3000mm x 2000mm

### Glazing

- Standard
- Clear self-clean
  - Blue Solar self-clean
- Options
- Aqua solar self-clean
  - Neutral solar self-clean

### Frame Colour

Aluminium frame powder coated internally and externally in combinations of RAL 7016 grey, RAL 9010 white and RAL 9005 black.





DESCRIPTION	CODE	PACK QTY	COLOUR	PG
-------------	------	----------	--------	----



# Roof Glazing Panel

## Marlon R-Glaze Easy-Fit Polycarbonate Glazing Panel

**NEW**

Marlon R Glaze Polycarbonate Roof Glazing Sheet, Full Width 670mm, Cover Width 600mm				
Marlon R Glaze Sheet 3mm x 2.5m	23025	1	Clear	33
Marlon R Glaze Sheet 3mm x 3m	23030	1	Clear	33
Marlon R Glaze Sheet 3mm x 4m	23040	1	Clear	33
Marlon R Glaze Sheet 3mm x 6m	23060	1	Clear	33
Marlon R Glaze Sheet 3mm x 2.5m	23125	1	Grey	33
Marlon R Glaze Sheet 3mm x 3m	23130	1	Grey	33
Marlon R Glaze Sheet 3mm x 4m	23140	1	Grey	33
Marlon R Glaze Sheet 3mm x 6m	23160	1	Grey	33

## Marlon R-Glaze Accessories

Marlon R Glaze Metal Flashing, 2m long	AC478	1		33
Marlon R Glaze Foam Filler 25mm	AC479	Pack of 10		33
Marlon R Glaze Fixing Packs	AC480	Pack of 50		33
Marlon R Glaze Rafter Tape	AC477	1		33



**UV Protection for durable service**



**High impact resistance**




**No specialist tools required**




Marlon R Glaze polycarbonate roofing panels provide the ideal solution for covering a canopy of pergola, creating the ideal outdoor space for relaxing, entertaining, exercising or just spending time with friends and family.



Scan to watch the install video.



DESCRIPTION	CODE	PACK QTY	COLOUR	PG
-------------	------	----------	--------	----



### Marvec CS Corrugated PVC Sheet

8/3 Iron 1.1mm Full Width 660mm, Cover Width 608mm				
Marvec Iron 8/3 HW 1220mm/4ft	M031S11-1220	10	Clear	72
Marvec Iron 8/3 HW 1525mm/5ft	M031S11-1525	10	Clear	72
Marvec Iron 8/3 HW 1830mm/6ft	M031S11-1830	10	Clear	72
Marvec Iron 8/3 HW 2135mm/7ft	M031S11-2135	10	Clear	72
Marvec Iron 8/3 HW 2440mm/8ft	M031S11-2440	10	Clear	72
Marvec Iron 8/3 HW 2745mm/9ft	M031S11-2745	10	Clear	72
Marvec Iron 8/3 HW 3050mm/10ft	M031S11-3050	10	Clear	72
Marvec Iron 8/3 HW 3355mm/11ft	M031S11-3355	10	Clear	72
Marvec Iron 8/3 HW 3660mm/12ft	M031S11-3660	10	Clear	72
8/3 Iron 1.3mm Full Width 660mm, Cover Width 608mm				
Marvec Iron 8/3 1220mm/4ft	M031S13-1220	10	Clear	72
Marvec Iron 8/3 1525mm/5ft	M031S13-1525	10	Clear	72
Marvec Iron 8/3 1830mm/6ft	M031S13-1830	10	Clear	72
Marvec Iron 8/3 2135mm/7ft	M031S13-2135	10	Clear	72
Marvec Iron 8/3 2440mm/8ft	M031S13-2440	10	Clear	72
Marvec Iron 8/3 2745mm/9ft	M031S13-2745	10	Clear	72
Marvec Iron 8/3 3050mm/10ft	M031S13-3050	10	Clear	72
Marvec Iron 8/3 3355mm/11ft	M031S13-3355	10	Clear	72
Marvec Iron 8/3 3660mm/12ft	M031S13-3660	10	Clear	72
Marvec Iron 8/3 3962mm/13ft	M031S13-3962	10	Clear	72
Marvec Iron 8/3 4267mm/14ft	M031S13-4267	10	Clear	72
10/3 Iron 1.3mm Full Width 812mm, Cover Width 762mm				
Marvec Iron 10/3 1220mm/4ft	M032S13-1220	1	Clear	72
Marvec Iron 10/3 1525mm/5ft	M032S13-1525	1	Clear	72
Marvec Iron 10/3 1830mm/6ft	M032S13-1830	1	Clear	72
Marvec Iron 10/3 2135mm/7ft	M032S13-2135	1	Clear	72
Marvec Iron 10/3 2440mm/8ft	M032S13-2440	1	Clear	72
Marvec Iron 10/3 2745mm/9ft	M032S13-2745	1	Clear	72
Marvec Iron 10/3 3050mm/10ft	M032S13-3050	1	Clear	72
Marvec Iron 10/3 3355mm/11ft	M032S13-3355	1	-	72

DESCRIPTION	CODE	PACK QTY	COLOUR	PG
-------------	------	----------	--------	----

### Marvec CS Corrugated PVC Sheet (Continued)

10/3 Iron 1.3mm Full Width 812mm, Cover Width 762mm				
Marvec Iron 10/3 3660mm/12ft	M032S13-3660	1	Clear	72
Marvec Iron 10/3 3862mm/13ft	M032S13-3962	1	Clear	72
Marvec Iron 10/3 4267mm/14ft	M032S13-4267	1	Clear	72
Mini 0.7mm Full Width 603mm, Cover Width 603mm				
Marvec Mini LW 1220mm/4ft	M124S07-1220	1	Clear	72
Marvec Mini LW 1525mm/5ft	M124S07-1525	1	Clear	72
Marvec Mini LW 1830mm/6ft	M124S07-1830	1	Clear	72
Marvec Mini LW 2135mm/7ft	M124S07-2135	1	Clear	72
Marvec Mini LW 2440mm/8ft	M124S07-2440	1	Clear	72
Marvec Mini LW 2745mm/9ft	M124S07-2745	1	Clear	72
Marvec Mini LW 3050mm/10ft	M124S07-3050	1	Clear	72
Marvec Mini LW 3355mm/11ft	M124S07-3355	1	Clear	72
Marvec Mini LW 3660mm/12ft	M124S07-3660	1	Clear	72

### Marvec CS Accessories

Fixings & Fillers				
Nails & Caps (for Mini Profile)	AC160	10	-	57
Screws, Caps & Washers (for Iron Profiles)	AC171	10	-	57
Foam Fillers to Suit Mini Profile (675mm Long)	AC130	10	-	57
Foam Fillers to Suit Iron Profile (715mm Long)	AC133	10	-	57
Flashing, Ridges & Sealants				
Wall Flashing to suit Mini - 710mm Long	AC100	1	-	57
Wall Flashing to suit Iron - 715mm Long	AC102	1	-	57
Ridge to Suit Iron Profile - 2 piece x 660mm	AC111	1	-	57
Sealing Strip x 15m Long	AC10055	1	-	57

### Marvec CS Agri Agricultural Corrugated PVC Lining Sheets

Marvec CS Agri – Agricultural Lining Sheets, Cover width 1.14m				
Marvec CS Agri 5000mm	FM082DN/12/HI-5000	1	White	72
Marvec CS Agri 6000mm	FM082DN/12/HI-6000	1	White	72
Marvec CS Agri 7000mm	FM082DN/12/HI-7000	1	White	72



DESCRIPTION	CODE	PACK QTY	COLOUR	PG
-------------	------	----------	--------	----



## Hygienic Cladding

Hygienic Lining Sheet				
Super Hygiene 2.25mm x 1220mm x 2440mm	ZFSWWCH/1220M4-2440	1	White	73
Super Hygiene 2.25mm x 1220mm x 3050mm	ZFSWWCH/1220M4-3050	1	White	73

## Liteglaze Acrylic Sheet Range (UV Protected both sides)


Liteglaze (Suitable for interior and exterior use)				
Acrylic Sheet 2mm x 600mm x 1200mm	66000	1	-	73
Acrylic Sheet 2mm x 600mm x 1800mm	66002	1	-	73
Acrylic Sheet 2mm x 1200mm x 1200mm	66001	1	-	73
Acrylic Sheet 2mm x 1200mm x 1800mm	66003	1	-	73
Acrylic Sheet 2mm x 1200mm x 2400mm	66004	1	-	73
Acrylic Sheet 4mm x 600mm x 1200mm	66025	1	-	73
Acrylic Sheet 4mm x 600mm x 1800mm	66032	1	-	73
Acrylic Sheet 4mm x 1200mm x 1200mm	66021	1	-	73
Acrylic Sheet 4mm x 1200mm x 1800mm	66019	1	-	73
Acrylic Sheet 4mm x 1200mm x 2400mm	66031	1	-	73
Liteglaze Glazing Strip 1830mm	76711	1	-	73

## Styrene Polystyrene Sheet Range

Styrene Only suitable for interior use				
Polystyrene Sheet x 2mm x 600mm x 1200mm	64120	1	-	73
Polystyrene Sheet x 2mm x 600mm x 1800mm	64122	1	-	73
Polystyrene Sheet x 2mm x 900mm x 1200mm	64121	1	-	73
Polystyrene Sheet x 2mm x 1200mm x 1200mm	64124	1	-	73
Polystyrene Sheet x 2mm x 1200mm x 1800mm	64125	1	-	73
Polystyrene Sheet x 2mm x 1200mm x 2400mm	64126	1	-	73
Polystyrene Sheet x 4mm x 600mm x 1200mm	64130	1	-	73
Polystyrene Sheet x 4mm x 600mm x 1800mm	64133	1	-	73
Polystyrene Sheet x 4mm x 900mm x 1200mm	64131	1	-	73
Polystyrene Sheet x 4mm x 1200mm x 1200mm	64132	1	-	73
Polystyrene Sheet x 4mm x 1200mm x 1800mm	64134	1	-	73
Polystyrene Sheet x 4mm x 1200mm x 2400mm	64136	1	-	73



DESCRIPTION	CODE	PACK QTY	COLOUR	PG
-------------	------	----------	--------	----



### Coroline Corrugated Bitumen (Sheet Thickness 2.6mm)

Coroline Bitumen Sheet				
Coroline Sheet - 950mm x 2000mm	CBS	1	Black	73
Coroline Sheet - 950mm x 2000mm	CGS	1	Green	73
Coroline Sheet - 950mm x 2000mm	CRS	1	Red	73
Coroline Sheet - 950mm x 2000mm	CBRS	1	Brown	73
Coroline PVC Rooflight Sheet x 2000mm*	M1166S11	1	Clear	72

### Coroline Accessories

Accessories				
Ridge - 900mm Wide	CBR	1	Black	73
Ridge - 900mm Wide	CGR	1	Green	73
Ridge - 900mm Wide	CRR	1	Red	73
Ridge - 900mm Wide	CBRR	1	Brown	73
Nails & Caps	OBF2	20	Black	73
Nails & Caps	OBF4	400	Black	73
Nails & Caps	OGF2	20	Green	73
Nails & Caps	OGF4	400	Green	73
Nails & Caps	ORF2	20	Red	73
Nails & Caps	ORF4	400	Red	73
Nails & Caps	OBRF2	20	Brown	73
Nails & Caps	OBRF4	400	Brown	73
Coroline Eaves Fillers x 840mm Wide	74575	6	White	73

# Range Details

## Underground

Description	*	BS EN No.	Size (mm)													
			53.8	110*	150	160*	200*	225	280	300	315	375	400	450	600	Terracotta Black
Drain & Sewer	U	BS EN 1401 / BS EN 13476-2	.	.	.	.	.	.	.	.	.	.	.	.	.	.
Perforated	U	-	.	.	.	.	.	.	.	.	.	.	.	.	.	.
Surface Twinwall	HDPE	BBA	.	.	.	.	.	.	.	.	.	.	.	.	.	.
Duct	U	-	.	.	.	.	.	.	.	.	.	.	.	.	.	.

\*BS EN 13476-2 available in these sizes

## Rainwater

Description	*	BS EN No.	mm	AG	A	B	BR	G	T	W
Prostyle	U	-	106	.	.	.	.	.	.	.
Roundstyle	U	-	112	.	.	.	.	.	.	.
Squarestyle	U	-	114	.	.	.	.	.	.	.
Deepstyle	U	-	115	.	.	.	.	.	.	.
Deepstyle	U	-	170	.	.	.	.	.	.	.
Round Downpipe	U	-	68	.	.	.	.	.	.	.
Square Downpipe	U	-	65	.	.	.	.	.	.	.
Downpipes	U	BS EN 1329	110	.	.	.	.	.	.	.
Downpipes	U	BS EN 1329	160	.	.	.	.	.	.	.
Downpipes	U	BS EN 1401	200	.	.	.	.	.	.	.

### Rainwater Colour References:

- AG - Anthracite Grey
- A - Arctic White
- B - Black
- BR - Brown
- G - Grey
- T - Terracotta
- W - White

## Soil

Description	*	BS EN No.	mm	B	G	GO	W
Push-Fit	U	BS EN 1329	110	.	.	.	.
Push-Fit	U	BS EN 1329	160	.	.	.	.
Solvent Weld	U	BS EN 1329	110	.	.	.	.

### Soil Colour References:

- B - Black
- G - Grey
- GO - Grey Olive
- W - White

\* U: uPVC  
HDPE: High Density Polyethylene

# Compatibility Chart

## Rainwater

	Prostyle 106mm	Roundstyle 112mm	Squarestyle 114mm	Deepstyle 115mm
Foplast	-	•	-	-
Wavin	-	•	-	-
Hunter	-	•	•*	-
Marley	-	•	-	•**
Osma	-	•	-	•
Polypipe	-	•	-	•***


\* Brett Martin gutter will fit into Hunter square fittings if 3mm (approx) is trimmed off each side of the insertion depth of the gutter.

\*\* Brett Martin gutter will fit to Marley Deepflow fittings if 3mm (approx) is trimmed off the insertion depth of the gutter or notched with notching tool. Brett Martin Deepstyle fittings will fit to the top edge of Marley Deepflow gutter.

\*\*\* Brett Martin Deepstyle gutter will fit Polypipe fittings if 3mm (approx) is trimmed off each side of the insertion depth of the gutter.

## Soil

	110mm	160mm
Foplast	•	N/A
Wavin	•	•
Hunter	•	•
Marley	•	•
Osma	•	•
Polypipe	•	•
Terrain	•	•



# Cascade

Cast iron effect rainwater & soil systems

## Achieve a cast iron look for less

Add a touch of heritage to your new build or a sympathetic touch to restoration projects.

Or why not stand out from the crowd with a choice of heritage colours and hopper designs, or date stamp your project with a dated hopper.

- *4 Gutter profiles*
- *Downpipe options*
- *Hoppers*
- *Soil system*

See pages  
22-33



Ask your merchant today  
or scan the QR code to  
find out more here.







# Contact Us

## Sales Counter

Mon – Thurs: 8.30am – 5.15pm

Fri: 8.30am – 2.45pm

---

t: 048 9084 8999

e: sales@brettmartin.com

## Brett Martin Ltd

24 Roughfort Road

Newtownabbey, Co. Antrim

BT36 4RB

---

t: 048 9084 9999



For the latest information visit  
**brettmartin.com**

1777/0225v1

All reasonable care has been taken in the compilation of the information contained within this product catalogue. Brett Martin reserves the right to amend specifications without prior notice. All recommendations on the use of our products are made without guarantee as conditions of use are beyond the control of Brett Martin. It is the customer's responsibility to ensure that the product is fit for its intended purpose and that the actual conditions of use are suitable.

### Fire Performance

Brett Martin Plumbing and Drainage products can be used in a wide variety of applications, however, they are not currently formally fire tested/certified. This means that there are some applications where they may not be suitable, for example in some buildings taller than 18m. Those who select, specify or install products should always be aware of the relevant building regulations to ensure that products are installed in the correct applications.

